



Wilmar (China) Oleo Co., Ltd

Traceability Summary - Supplies January 2025 - December 2025

Refinery Details					
Parent Name	Refinery Name	RSPO Status	Latitude	Longitude	Address
Wilmar International Ltd	Wilmar Oleo (Dongguan).Co.,Ltd	Yes - MB	23.01359°	113.54180°	Machong Xinsha Industrial Zone, Dongguan, Guangdong, China
Wilmar International Ltd	Wilmar Oleo (Lianyungang). Co., Ltd & Wilmar Alcohol Industries (Lianyungang) Co., Ltd	Yes - SG / MB	34.74826°	119.38254°	DaGang Road, XuGou Lian YunGang, Jiangsu, China East Road, Huanghai Avenue, Development Zone, Lianyungang, China
Wilmar International Ltd	Wilmar Biotechnology (Shanghai) Co., Ltd	Yes - MB	31.34173°	121.61749°	No.118, Gaodong Road, Pudong New District, Shanghai City, China
Wilmar International Ltd	Wilmar Oleo (Tianjin).Co.,Ltd	Yes - MB	39.00820°	117.75974°	No.158, Jinbin Road (Tianjin Port Free Trade Zone), Tianjin, China

Traceability to Mill

Traceable to Mill

Unknown*

Palm

74.7%

25.3%

Lauric

67.5%

32.5%

Traceability to Plantation

Traceable to Plantation

Unknown

Palm

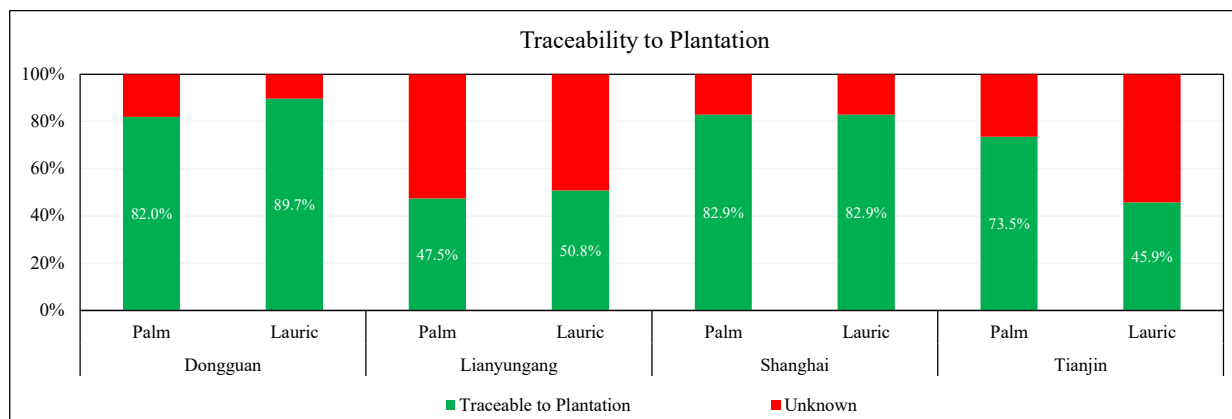
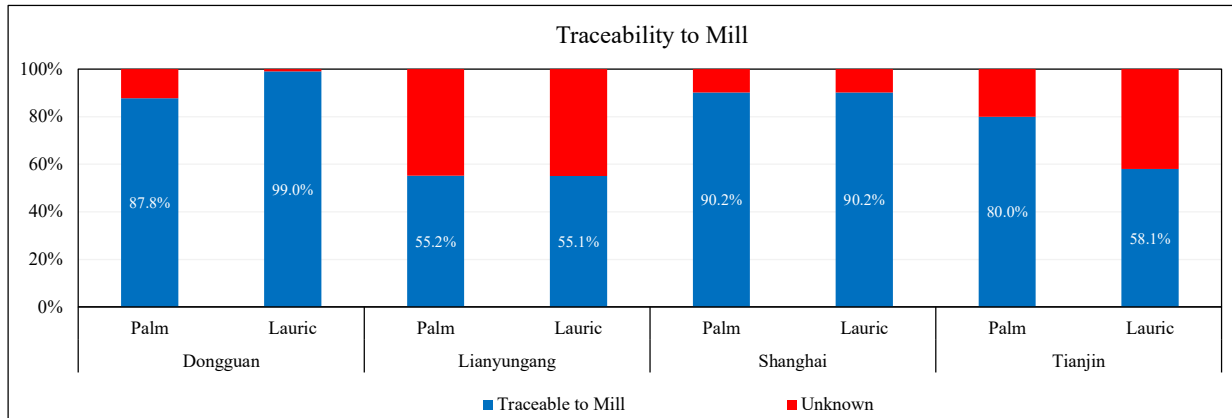
68.0%

32.0%

Lauric

60.9%

39.1%



*Unknown unlisted

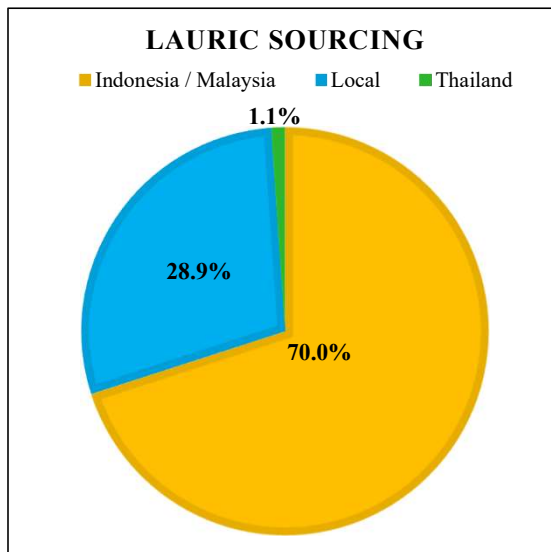
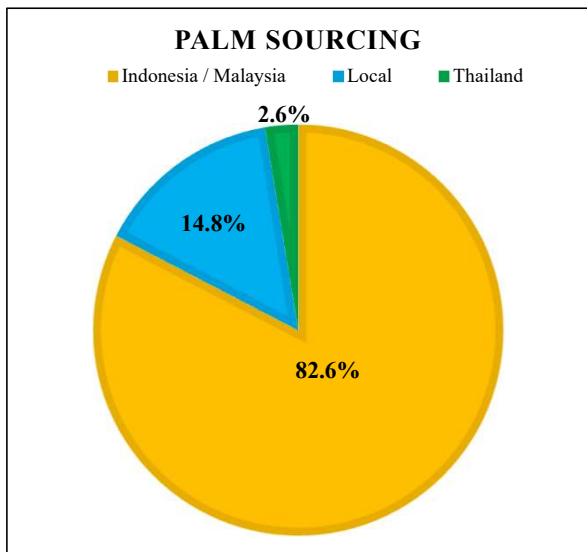
Supplying Wilmar refineries

Refinery	Oleo - Dongguan	Oleo - Lianyungang	Oleo - Shanghai	Oleo - Tianjin
PT Multi Nabati Sulawesi, Bitung	x	x		x
PT Wilmar Nabati Indonesia, Pelintung	x	x	x	x
PT Wilmar Nabati Indonesia, Gresik	x	x	x	x
PT Multimas Nabati Asahan, Serang	x			
PT Multimas Nabati Asahan, Kuala Tanjung		x		
Sandakan Edible Oils Sdn Bhd, Sandakan	x	x		x
TSH Wilmar Sdn Bhd, Kunak	x			
Natural Oleochemicals Sdn Bhd		x		
Kerry Oils & Grains (Tianjin) Ltd				x
Qinhuangdao Goldensea Grain & Oil Industry Co., Ltd.				x
Qinhuangdao Goldensea Specialty Oils & Fats Industries Co., Ltd				x

Supplying third party refineries

Refinery	Oleo - Dongguan	Oleo - Lianyungang	Oleo - Shanghai	Oleo - Tianjin
Borneo Edible Oils Sdn. Bhd	x			
IOI Acidchem Sdn Bhd		x		
Kimkee Import Export Co., Ltd	x	x		
Kirana Palm Oil Refinery Sdn Bhd	x			
Lam Soon (Thailand) Public Company		x		
PT. Adhitya Serayakorita	x	x		
PT. Agro Makmur Raya				x
PT Apical Kao Chemicals	x			
PT Asianagro Agungjaya, Marunda				x
PT. Kutai Refinery Nusantara	x	x		x
PT. Pelita Agung Agrindustri, Kawasan Industri Dumai		x		
PT. Permata Hijau Palm Oleo, Belawan	x	x		
PT. Permata Hijau Palm Oleo, Kawasan Industri Medan		x		x
PT. Sari Dumai Oleo	x	x		
PT. Soci Mas		x	x	
PT. Tanjung Sarana Lestari	x			
PT. Unilever Oleochemical Indonesia	x	x		
Southern Acids Industries Sdn Bhd		x		

The charts below represent total volumes of palm products sourced from various origins into China in January 2025 - December 2025



Last Updated: 29 Apr 2026



NDPE Implementation Reporting Framework*
Wilmar Oleo (Dongguan).Co.,Ltd

Wilmar has made significant improvements, which include transparently reporting progress on the implementation of various supply chain initiatives and activities. However, we also recognize there is a need for a clearer and consistent way to measure and communicate NDPE progress. Hence, since 2019, Wilmar has actively participated in the NDPE Implementation Reporting Framework (IRF), which is led by Proforest.

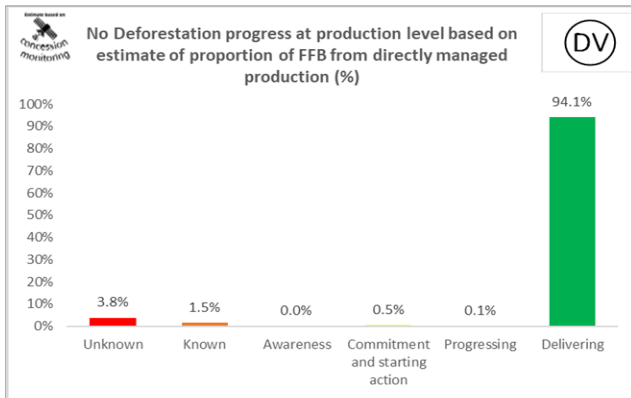
The IRF categorizes supplier mills into various pre-defined categories of progress, with a primary objective to evaluate the mills along the three respective pillars of Deforestation, Peat and Exploitation. The categorization process involves collection of data related to:

- i. Certification status
- ii. Monitoring and verification systems
- iii. Grievances
- iv. Sourcing information
- v. Progress on own estates and third-party supply

For more information on the NDPE Implementation Reporting Framework, please visit https://ndpeirf.files.wordpress.com/2020/05/ndpe-irf_summary.pdf

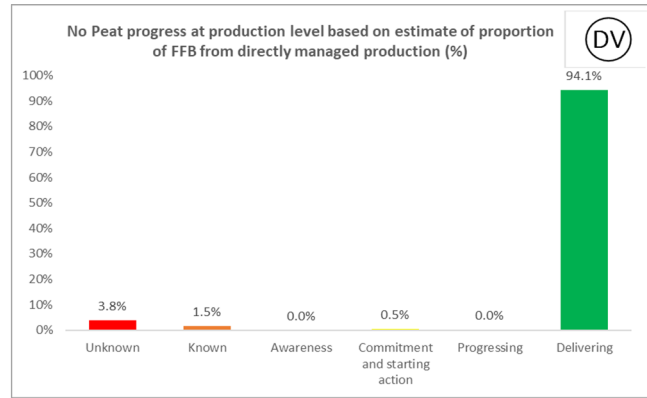
No Deforestation progress at production level based on estimate of proportion of FFB from directly managed production (%)

Palm

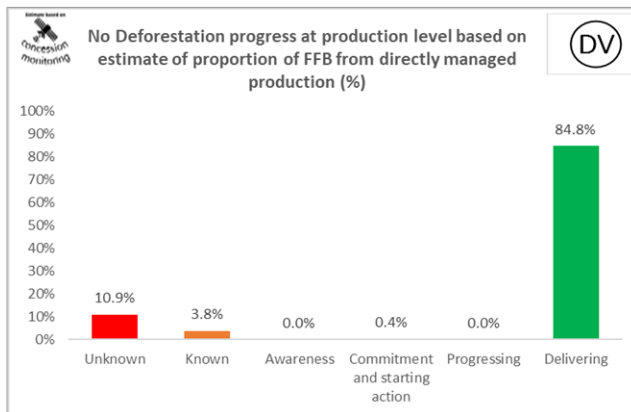


No Peat progress at production level based on estimate of proportion of FFB from directly managed production (%)

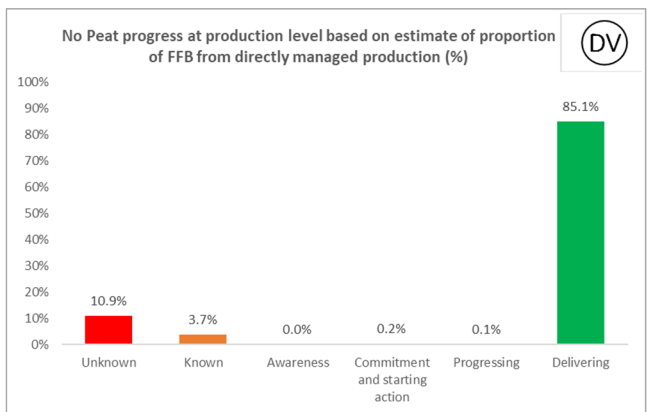
Palm



Lauric



Lauric



*Externally verified by Control Union. Unique verification code: CU2024WLMR

*Wilmar reports IRF profiles on an annual basis. These profiles represent data basis FY2024.



NDPE Implementation Reporting Framework*

Wilmar Oleo (Lianyungang). Co., Ltd & Wilmar Alcohol Industries (Lianyungang) Co., Ltd

Wilmar has made significant improvements, which include transparently reporting progress on the implementation of various supply chain initiatives and activities. However, we also recognize there is a need for a clearer and consistent way to measure and communicate NDPE progress. Hence, since 2019, Wilmar has actively participated in the NDPE Implementation Reporting Framework (IRF), which is led by Proforest.

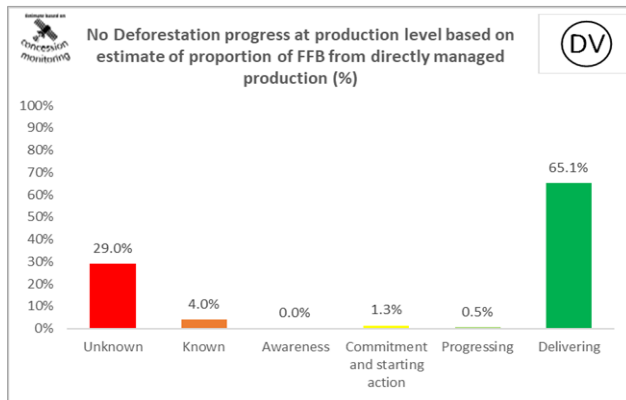
The IRF categorizes supplier mills into various pre-defined categories of progress, with a primary objective to evaluate the mills along the three respective pillars of Deforestation, Peat and Exploitation. The categorization process involves collection of data related to:

- i. Certification status
- ii. Monitoring and verification systems
- iii. Grievances
- iv. Sourcing information
- v. Progress on own estates and third-party supply

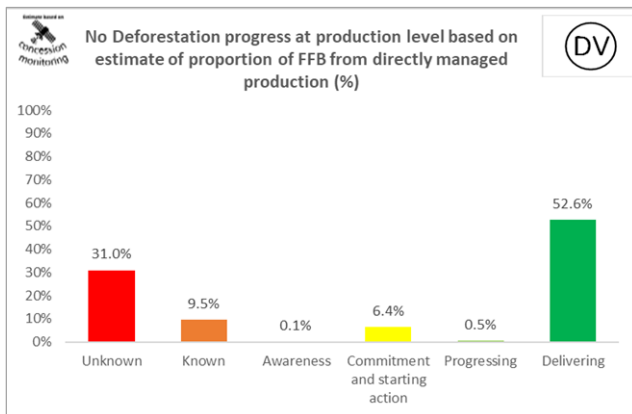
For more information on the NDPE Implementation Reporting Framework, please visit https://ndpeirf.files.wordpress.com/2020/05/ndpe-irf_summary.pdf

No Deforestation progress at production level based on estimate of proportion of FFB from directly managed production (%)

Palm

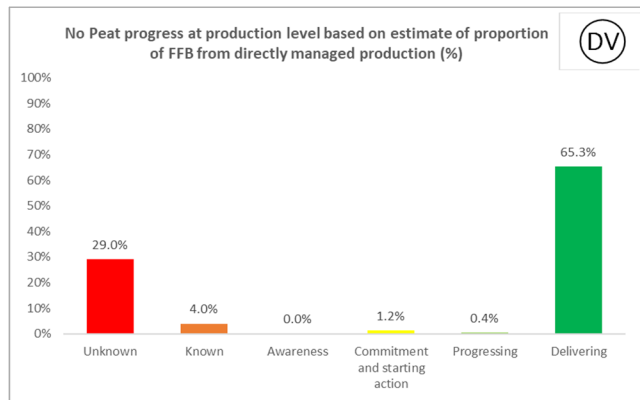


Lauric

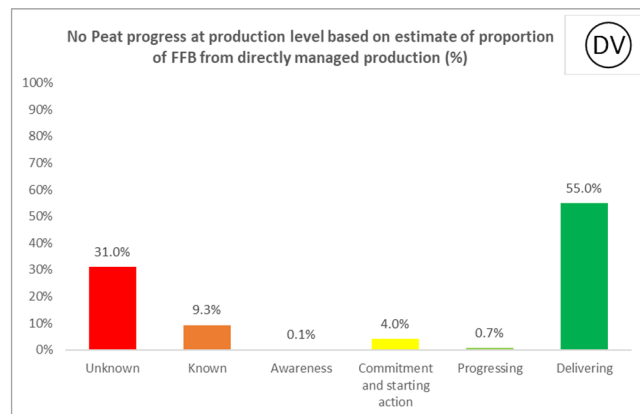


No Peat progress at production level based on estimate of proportion of FFB from directly managed production (%)

Palm



Lauric



*Externally verified by Control Union. Unique verification code: CU2024WLMR

*Wilmar reports IRF profiles on an annual basis. These profiles represent data basis FY2024.



NDPE Implementation Reporting Framework*
 Wilmar Biotechnology (Shanghai) Co., Ltd

Wilmar has made significant improvements, which include transparently reporting progress on the implementation of various supply chain initiatives and activities. However, we also recognize there is a need for a clearer and consistent way to measure and communicate NDPE progress. Hence, since 2019, Wilmar has actively participated in the NDPE Implementation Reporting Framework (IRF), which is led by Proforest.

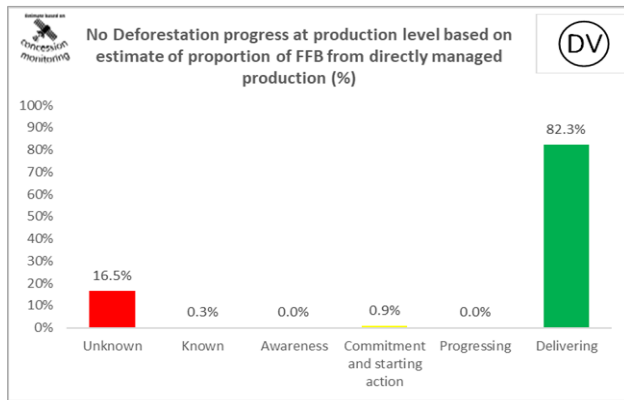
The IRF categorizes supplier mills into various pre-defined categories of progress, with a primary objective to evaluate the mills along the three respective pillars of Deforestation, Peat and Exploitation. The categorization process involves collection of data related to:

- i. Certification status
- ii. Monitoring and verification systems
- iii. Grievances
- iv. Sourcing information
- v. Progress on own estates and third-party supply

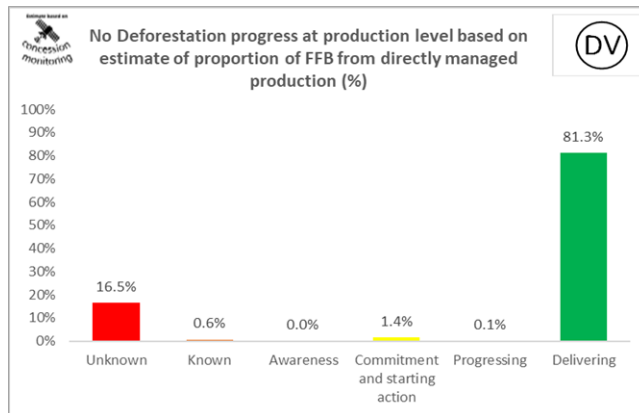
For more information on the NDPE Implementation Reporting Framework, please visit https://ndpeirf.files.wordpress.com/2020/05/ndpe-irf_summary.pdf

No Deforestation progress at production level based on estimate of proportion of FFB from directly managed production (%)

Palm

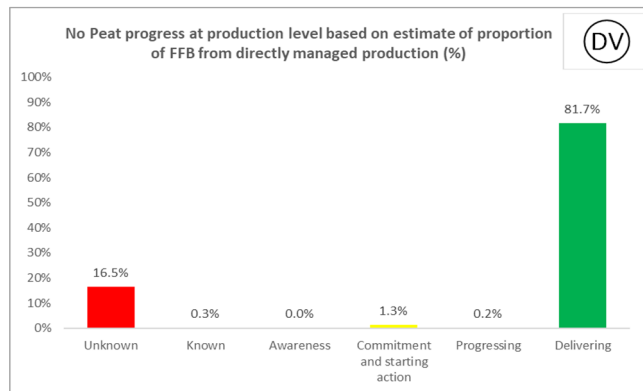


Lauric

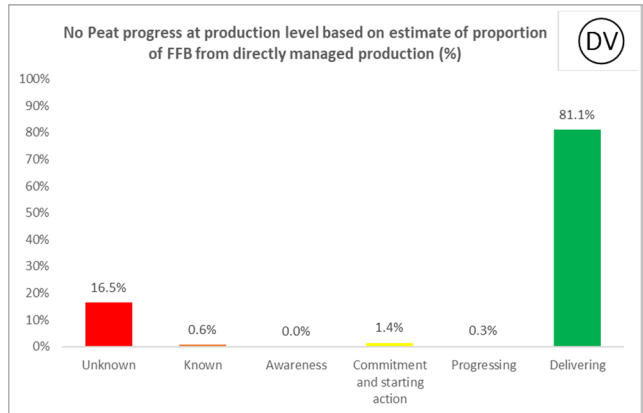


No Peat progress at production level based on estimate of proportion of FFB from directly managed production (%)

Palm



Lauric



*Externally verified by Control Union. Unique verification code: **CU2024WLMR**

*Wilmar reports IRF profiles on an annual basis. These profiles represent data basis FY2024.



NDPE Implementation Reporting Framework*
 Wilmar Oleo (Tianjin).Co.,Ltd

Wilmar has made significant improvements, which include transparently reporting progress on the implementation of various supply chain initiatives and activities. However, we also recognize there is a need for a clearer and consistent way to measure and communicate NDPE progress. Hence, since 2019, Wilmar has actively participated in the NDPE Implementation Reporting Framework (IRF), which is led by Proforest.

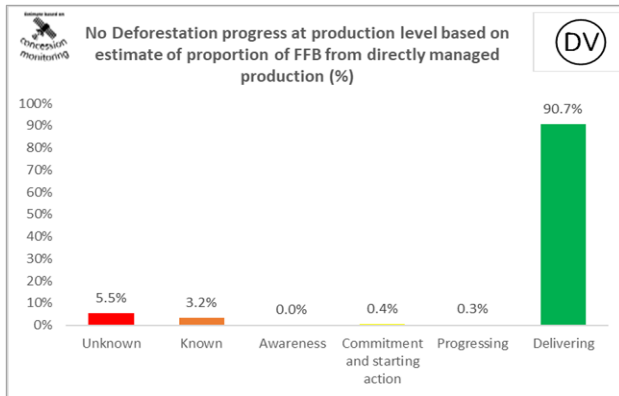
The IRF categorizes supplier mills into various pre-defined categories of progress, with a primary objective to evaluate the mills along the three respective pillars of Deforestation, Peat and Exploitation. The categorization process involves collection of data related to:

- i. Certification status
- ii. Monitoring and verification systems
- iii. Grievances
- iv. Sourcing information
- v. Progress on own estates and third-party supply

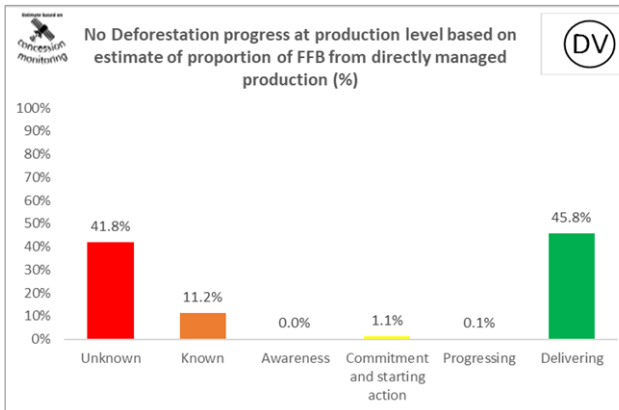
For more information on the NDPE Implementation Reporting Framework, please visit https://ndpeirf.files.wordpress.com/2020/05/ndpe-irf_summary.pdf

No Deforestation progress at production level based on estimate of proportion of FFB from directly managed production (%)

Palm

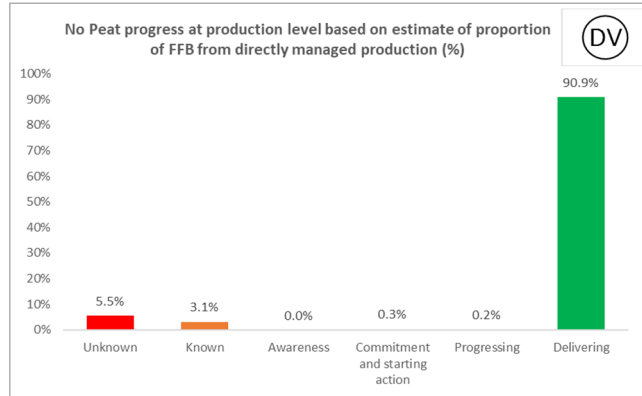


Lauric

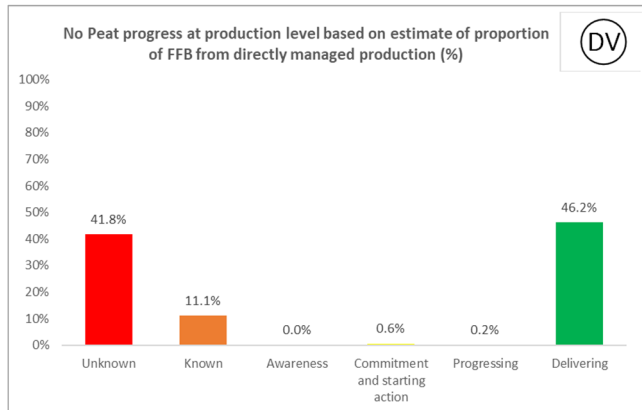


No Peat progress at production level based on estimate of proportion of FFB from directly managed production (%)

Palm



Lauric



*Externally verified by Control Union. Unique verification code: **CU2024WLMR**

*Wilmar reports IRF profiles on an annual basis. These profiles represent data basis FY2024.