



## Wilmar (China) Oleo Co., Ltd

Traceability Summary - Supplies July 2024 - June 2025

Refinery Details					
Parent Name	Refinery Name	RSPO Status	Latitude	Longitude	Address
Wilmar International Ltd	Wilmar Oleo (Dongguan).Co.,Ltd	Yes - MB	23.01359°	113.54180°	Machong Xinsha Industrial Zone, Dongguan, Guangdong, China
Wilmar International Ltd	Wilmar Oleo (Lianyungang). Co.,Ltd & Wilmar Alcohol Industries (Lianyungang) Co., Ltd	Yes - SG / MB	34.74826°	119.38254°	DaGang Road, XuGou Lian YunGang, Jiangsu, China East Road, Huanghai Avenue, Development Zone, Lianyungang, China
Wilmar International Ltd	Wilmar Biotechnology (Shanghai) Co., Ltd	Yes – MB	31.34173°	121.61749°	No.118, Gaodong Road, Pudong New District, Shanghai City, China
Wilmar International Ltd	Wilmar Oleo (Tianjin).Co.,Ltd	Yes – MB	39.00820°	117.75974°	No.158, Jinbin Road (Tianjin Port Free Trade Zone), Tianjin, China

### Traceability to Mill

Traceable to Mill

Unknown\*

**Palm**

83.4%

16.6%

**Lauric**

82.7%

17.3%

### Traceability to Plantation

Traceable to Plantation

Unknown

**Palm**

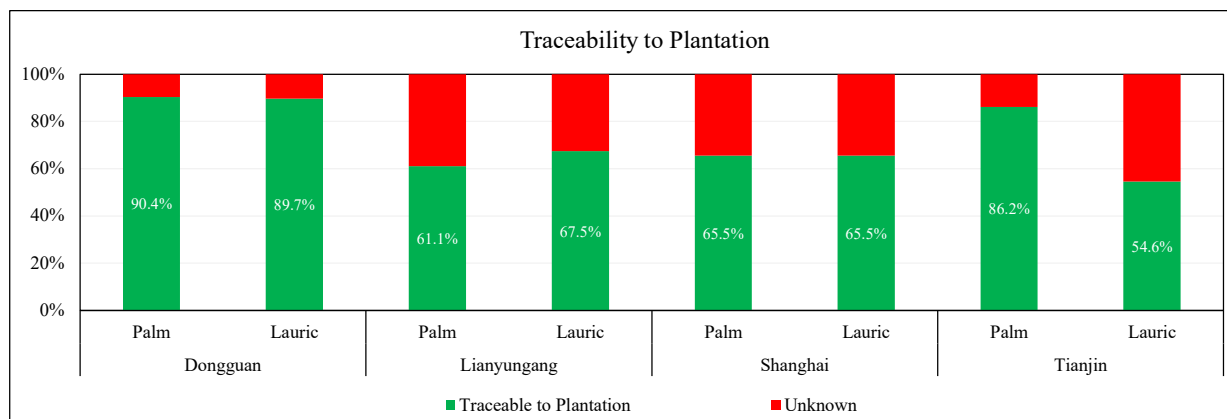
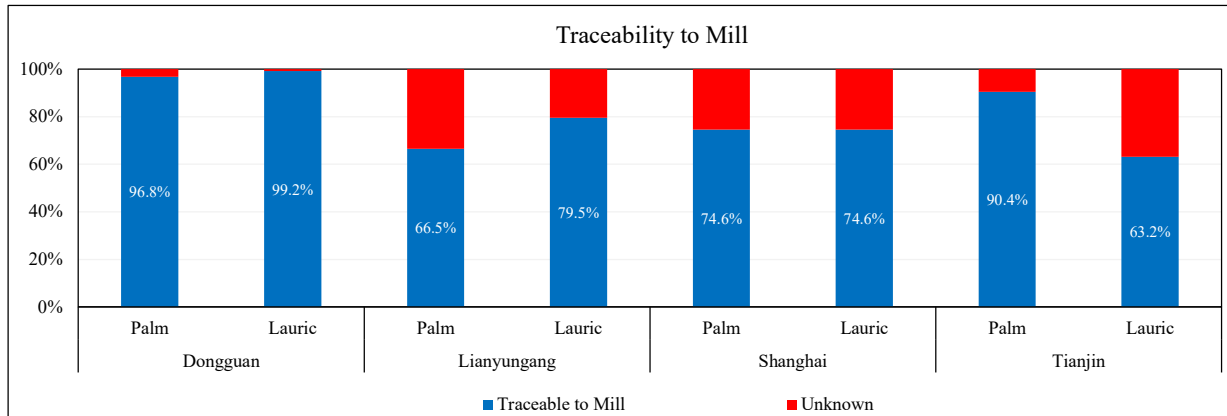
77.9%

22.1%

**Lauric**

71.7%

28.3%



\*Unknown unlisted

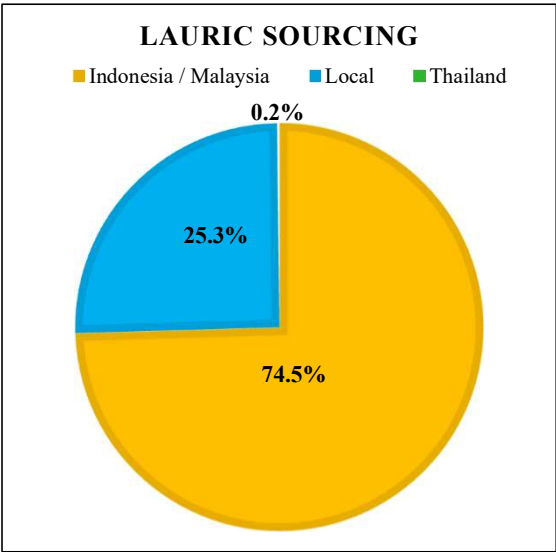
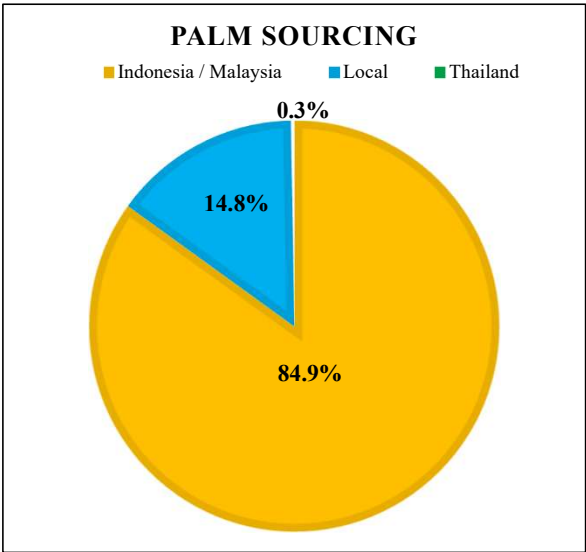
### Supplying Wilmar refineries at source & destination

Refinery	Oleo - Dongguan	Oleo - Lianyungang	Oleo - Shanghai	Oleo - Tianjin
Bintulu Edible Oils Sdn Bhd	x			
Lahad Datu Edible Oils Sdn Bhd		x		
PT Multimas Nabati Asahan, Serang	x	x		x
PT Multi Nabati Sulawesi, Bitung	x	x		x
Natural Oleochemicals Sdn Bhd	x	x		x
PGEO Edible Oils Sdn Bhd, Pasir Gudang				x
PGEO Edible Oils Sdn Bhd, Lumut				x
Sandakan Edible Oils Sdn Bhd	x			
TSH-Wilmar Sdn Bhd	x			
PT Wilmar Nabati Indonesia, Gresik	x	x	x	x
PT Wilmar Nabati Indonesia, Pelintung	x	x	x	x
Kerry Oils & Grains (Tianjin) Ltd				x
Qinhuangdao Goldensea Grain & Oil Industry Co., Ltd.				x
Qinhuangdao Goldensea Specialty Oils & Fats Industries Co., Ltd				x

### Supplying third party refineries at source

Refinery	Oleo - Dongguan	Oleo - Lianyungang	Oleo - Shanghai	Oleo - Tianjin
Evyap Sabun Malaysia Sdn Bhd		x		
IOI Acidchem Sdn Bhd		x		
Lam Soon (Thailand) Public Company		x		
Pitak Palm Oil Company Limited		x		
PT. Kutai Refinery Nusantara	x	x		x
PT. Adhitya Serayakorita		x		
PT. Apical Kao Chemicals	x	x		
PT Asianagro Agungjaya, Marunda				x
PT. Ciliandra Perkasa		x		
PT. Domas Agroiinti Prima	x	x		x
PT. Energi Sejahtera Mas	x			
PT. Pelita Agung Agrindustri			x	
PT. Permata Hijau Palm Oleo, Belawan	x	x		x
PT. Permata Hijau Palm Oleo, Kawasan Industri Medan	x	x		x
PT. Sari Dumai Oleo	x			x
PT. Soci Mas		x	x	
PT. Unilever Oleochemical Indonesia		x		

The charts below represent total volumes of palm products sourced from various origins into China in July 2024 - June 2025



Last Updated: 24 Oct 2025



**NDPE Implementation Reporting Framework\***  
Wilmar Oleo (Dongguan).Co.,Ltd

Wilmar has made significant improvements, which include transparently reporting progress on the implementation of various supply chain initiatives and activities. However, we also recognize there is a need for a clearer and consistent way to measure and communicate NDPE progress. Hence, since 2019, Wilmar has actively participated in the NDPE Implementation Reporting Framework (IRF), which is led by Proforest.

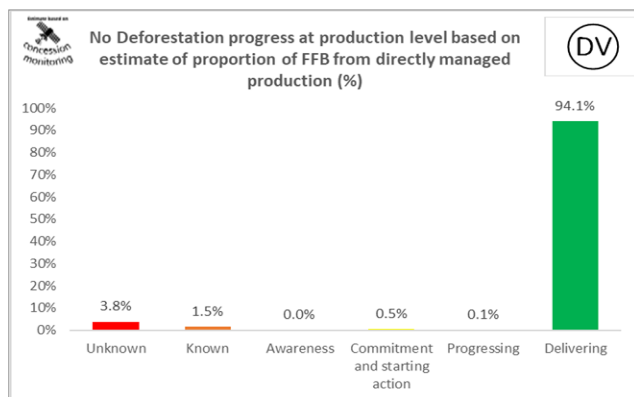
The IRF categorizes supplier mills into various pre-defined categories of progress, with a primary objective to evaluate the mills along the three respective pillars of Deforestation, Peat and Exploitation. The categorization process involves collection of data related to:

- i. Certification status
- ii. Monitoring and verification systems
- iii. Grievances
- iv. Sourcing information
- v. Progress on own estates and third-party supply

For more information on the NDPE Implementation Reporting Framework, please visit [https://ndpeirf.files.wordpress.com/2020/05/ndpe-irf\\_summary.pdf](https://ndpeirf.files.wordpress.com/2020/05/ndpe-irf_summary.pdf)

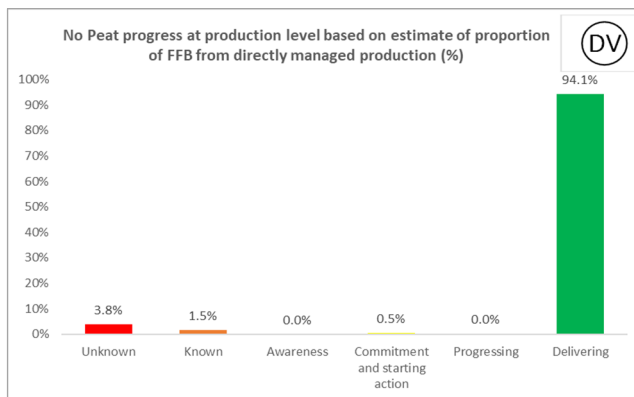
**No Deforestation progress at production level based on estimate of proportion of FFB from directly managed production (%)**

**Palm**

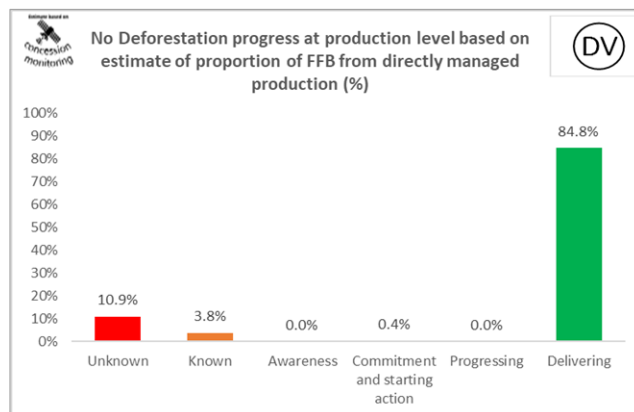


**No Peat progress at production level based on estimate of proportion of FFB from directly managed production (%)**

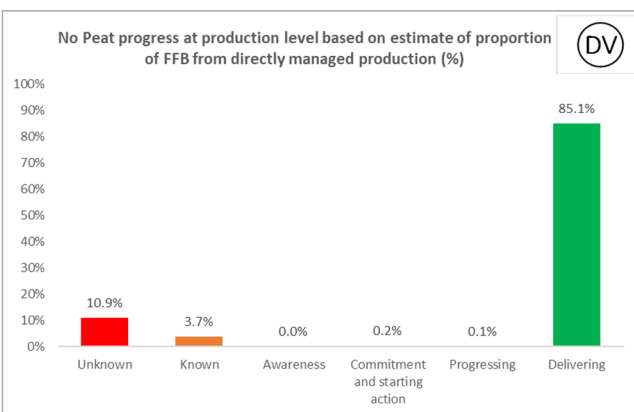
**Palm**



**Lauric**



**Lauric**



\*Externally verified by Control Union. Unique verification code: **CU2024WLMR**

\*Wilmar reports IRF profiles on an annual basis. These profiles represent data basis FY2024.

Last Updated: 25 Apr 2025



## NDPE Implementation Reporting Framework\*

Wilmar Oleo (Lianyungang). Co.,Ltd & Wilmar Alcohol Industries (Lianyungang) Co., Ltd

Wilmar has made significant improvements, which include transparently reporting progress on the implementation of various supply chain initiatives and activities. However, we also recognize there is a need for a clearer and consistent way to measure and communicate NDPE progress. Hence, since 2019, Wilmar has actively participated in the NDPE Implementation Reporting Framework (IRF), which is led by Proforest.

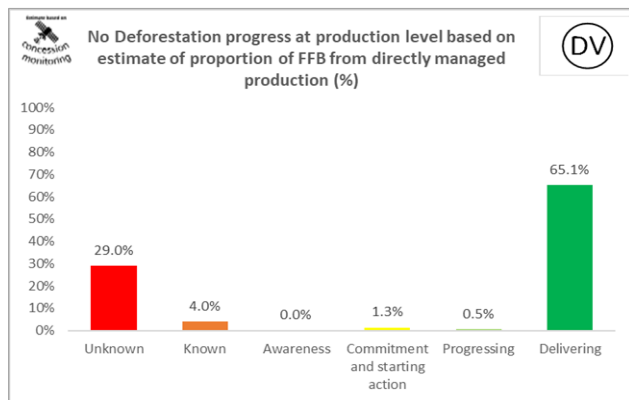
The IRF categorizes supplier mills into various pre-defined categories of progress, with a primary objective to evaluate the mills along the three respective pillars of Deforestation, Peat and Exploitation. The categorization process involves collection of data related to:

- Certification status
- Monitoring and verification systems
- Grievances
- Sourcing information
- Progress on own estates and third-party supply

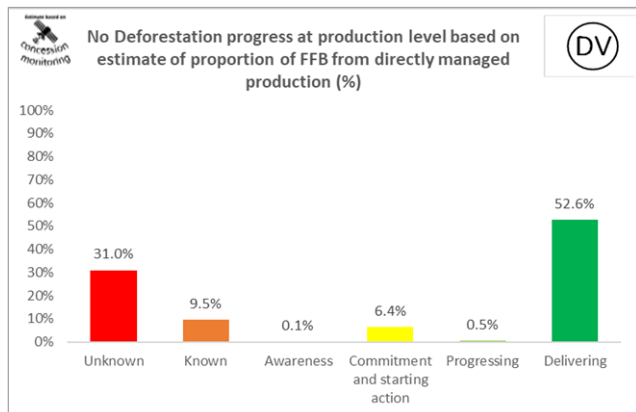
For more information on the NDPE Implementation Reporting Framework, please visit [https://ndpeirf.files.wordpress.com/2020/05/ndpe-irf\\_summary.pdf](https://ndpeirf.files.wordpress.com/2020/05/ndpe-irf_summary.pdf)

### No Deforestation progress at production level based on estimate of proportion of FFB from directly managed production (%)

#### Palm

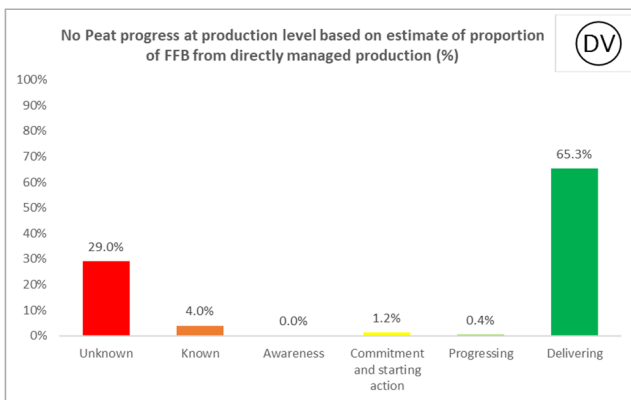


#### Lauric

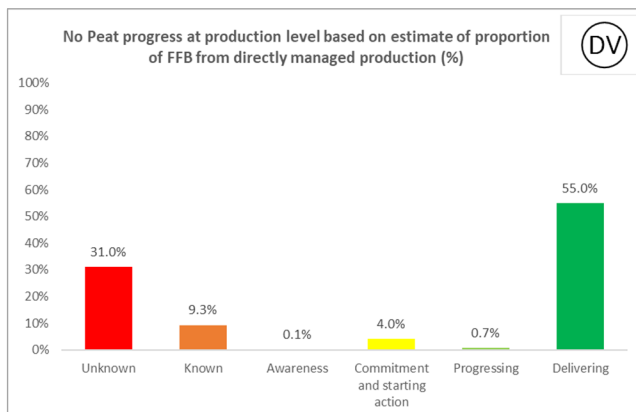


### No Peat progress at production level based on estimate of proportion of FFB from directly managed production (%)

#### Palm



#### Lauric



\*Externally verified by Control Union. Unique verification code: **CU2024WLMR**

\*Wilmar reports IRF profiles on an annual basis. These profiles represent data basis FY2024.

Last Updated: 25 Apr 2025



## NDPE Implementation Reporting Framework\*

Wilmar Biotechnology (Shanghai) Co., Ltd

Wilmar has made significant improvements, which include transparently reporting progress on the implementation of various supply chain initiatives and activities. However, we also recognize there is a need for a clearer and consistent way to measure and communicate NDPE progress. Hence, since 2019, Wilmar has actively participated in the NDPE Implementation Reporting Framework (IRF), which is led by Proforest.

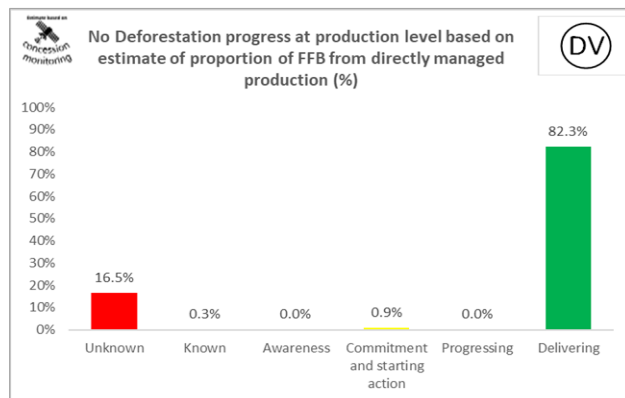
The IRF categorizes supplier mills into various pre-defined categories of progress, with a primary objective to evaluate the mills along the three respective pillars of Deforestation, Peat and Exploitation. The categorization process involves collection of data related to:

- Certification status
- Monitoring and verification systems
- Grievances
- Sourcing information
- Progress on own estates and third-party supply

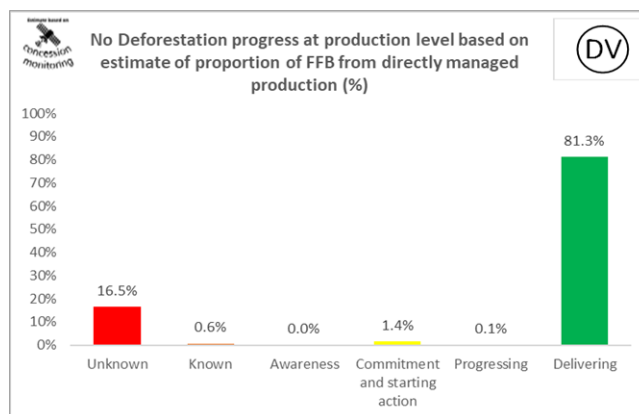
For more information on the NDPE Implementation Reporting Framework, please visit [https://ndpeirf.files.wordpress.com/2020/05/ndpe-irf\\_summary.pdf](https://ndpeirf.files.wordpress.com/2020/05/ndpe-irf_summary.pdf)

### No Deforestation progress at production level based on estimate of proportion of FFB from directly managed production (%)

#### Palm

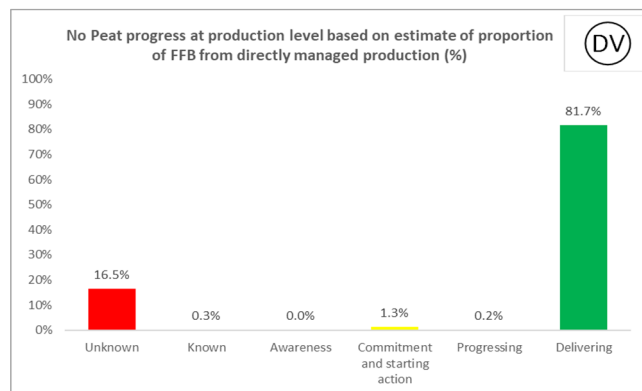


#### Lauric

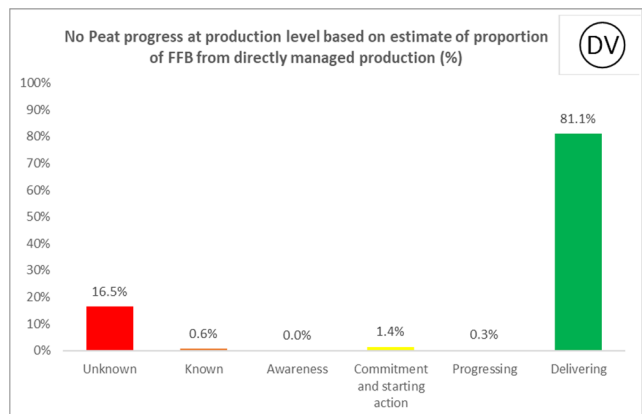


### No Peat progress at production level based on estimate of proportion of FFB from directly managed production (%)

#### Palm



#### Lauric



\*Externally verified by Control Union. Unique verification code: **CU2024WLMR**

\*Wilmar reports IRF profiles on an annual basis. These profiles represent data basis FY2024.

Last Updated: 25 Apr 2025



## NDPE Implementation Reporting Framework\*

Wilmar Oleo (Tianjin).Co.,Ltd

Wilmar has made significant improvements, which include transparently reporting progress on the implementation of various supply chain initiatives and activities. However, we also recognize there is a need for a clearer and consistent way to measure and communicate NDPE progress. Hence, since 2019, Wilmar has actively participated in the NDPE Implementation Reporting Framework (IRF), which is led by Proforest.

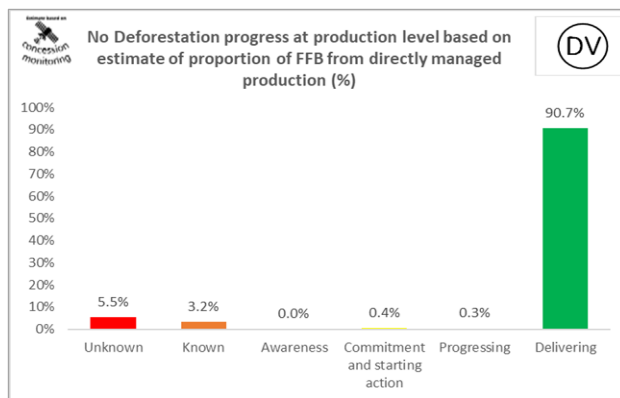
The IRF categorizes supplier mills into various pre-defined categories of progress, with a primary objective to evaluate the mills along the three respective pillars of Deforestation, Peat and Exploitation. The categorization process involves collection of data related to:

- i. Certification status
- ii. Monitoring and verification systems
- iii. Grievances
- iv. Sourcing information
- v. Progress on own estates and third-party supply

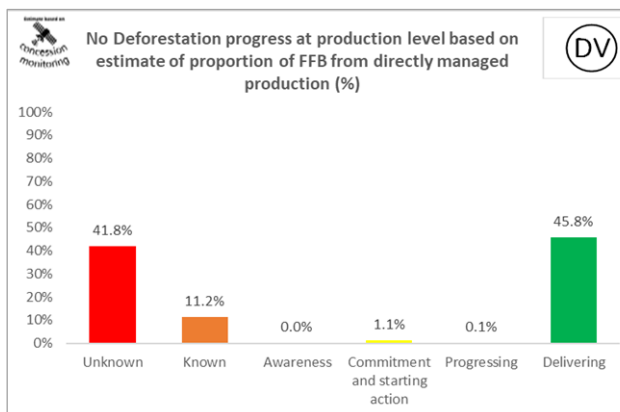
For more information on the NDPE Implementation Reporting Framework, please visit [https://ndpeirf.files.wordpress.com/2020/05/ndpe-irf\\_summary.pdf](https://ndpeirf.files.wordpress.com/2020/05/ndpe-irf_summary.pdf)

### No Deforestation progress at production level based on estimate of proportion of FFB from directly managed production (%)

#### Palm

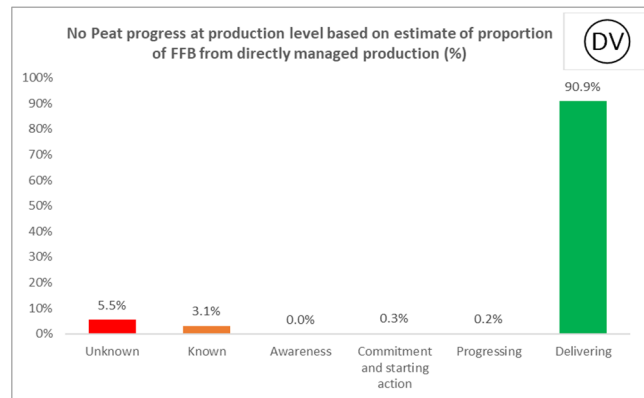


#### Lauric

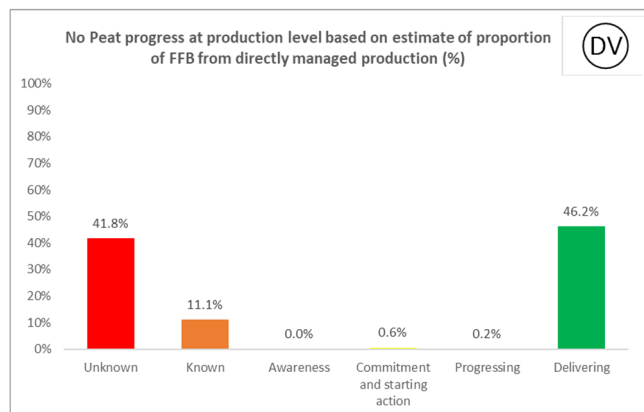


### No Peat progress at production level based on estimate of proportion of FFB from directly managed production (%)

#### Palm



#### Lauric



\*Externally verified by Control Union. Unique verification code: **CU2024WLMR**

\*Wilmar reports IRF profiles on an annual basis. These profiles represent data basis FY2024.

Last Updated: 25 Apr 2025