



**AWL Agri Business Ltd (formerly known as Adani Wilmar Ltd.)
& K.T.V Health Foods Pvt Ltd, India**

Traceability Summary - Supplies July 2024 - June 2025

Refinery Details					
Parent Name	Refinery Name	RSPO Status	Latitude	Longitude	Address
AWL Agri Business Ltd	AWL Agri Business Ltd, Haldia	Yes – SG/ MB	22.0300°	88.0600°	Unit I - JI No. 149, HPL Link Road, Purba Medinopore, 721657 Haldia, West Bengal, India
			22.0636°	88.0894°	Unit II - JI No. 149, HPL Link Road, Purba Medinopore, 721657 Haldia, West Bengal, India
AWL Agri Business Ltd	AWL Agri Business Ltd, Hazira	Yes – SG/ MB	21.156227°	72.647553°	Survey No 77, 68, 79 & 81, Shivrampur Village, Suvali, Tauka: Chorasi, Hazira Surat - 394510, Gujarat State, India
AWL Agri Business Ltd	AWL Agri Business Ltd, Kakinada	Yes – SG/ MB	16.93333°	82.21666°	Suryarao peta (via), 3 APSP Camp (SO), Thammavaram Post, Kakinada – 533005, Andhra Pradesh, India
AWL Agri Business Ltd	AWL Agri Business Ltd, Krishnapatnam	Yes – SG/ MB	14.25744°	80.05436°	Unit I - Survey No 292 & 317, Pantapalam Village, Muthukuru Mandal, Sri Pottisriramulu, Nellore 524 323, Andhra Pradesh, India
			14.25628°	80.07224°	Unit II - Survey No 1601, Epuru 1B, Pantapalam Village, N.G. Palm Post, Muthukuru Mandal, Sri Pottisriramulu, Nellore 524323, Andhra Pradesh, India
AWL Agri Business Ltd	AWL Agri Business Ltd, Mangalore	Yes – SG/ MB	12.95194°	74.8325°	Survey no 5,6,7&11, Baikampady Industrial Area, Mangalore - 575011, Karnataka - India
AWL Agri Business Ltd	AWL Agri Business Ltd, Mundra	Yes – SG/ MB	22.82483°	69.69947°	Post Box No.2, Village: Dhrub, Taluka Mundra- 370421, District Kutch, Gujarat, India
AWL Agri Business Ltd	AWL Agri Business Ltd, Paradip	Yes – SG/ MB	20.28553°	86.641126°	Ward No 5, Oil Terminal Road, Atharbanki, Paradip, Odisha 754142, India
AWL Agri Business Ltd	AWL Agri Business Ltd, Panoli	Yes – SG/ MB	21.55013°	72.99072°	Plot No. 406, C/O Omkar Chemical Industries Private Limited, GIDC Estate, Ankleshwar, GIDC Panoli, Bharuch - 394116, Gujarat, India
K.T.V Health Foods Pvt Ltd	K.T.V Health Foods Pvt Ltd	No	13.43931°	80.03965°	B-69, SIPCOT, Gumudipoondi, Chennai - 601201, Tamil Nadu, India

Traceability to Mill

Traceable to Mill

Unknown*

Palm

90.4%

9.6%

Lauric

97.9%

2.1%

Traceability to Plantation

Traceable to Plantation

Unknown

Palm

74.3%

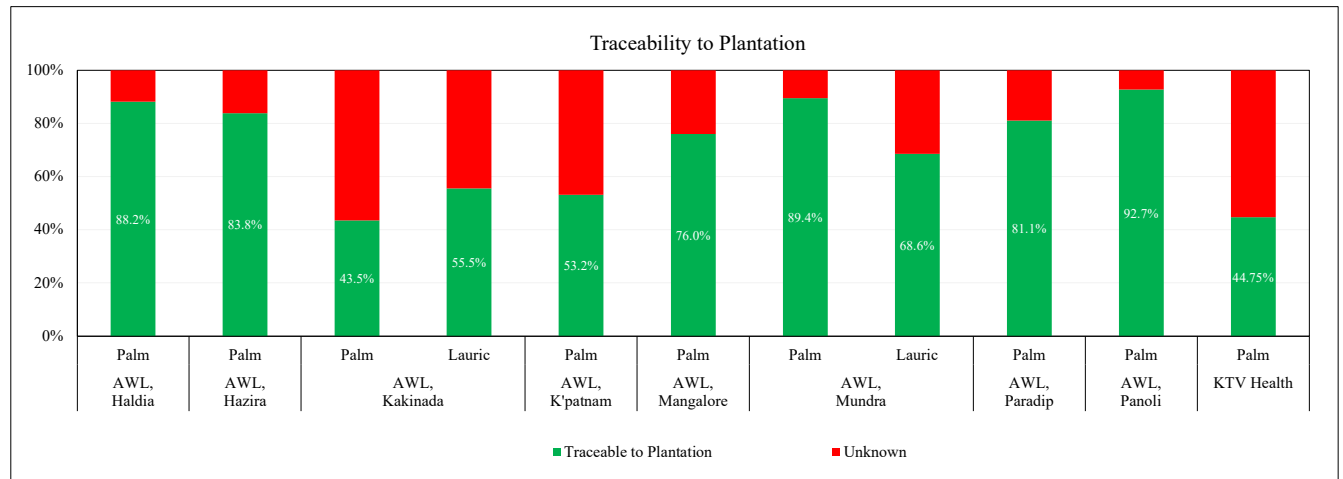
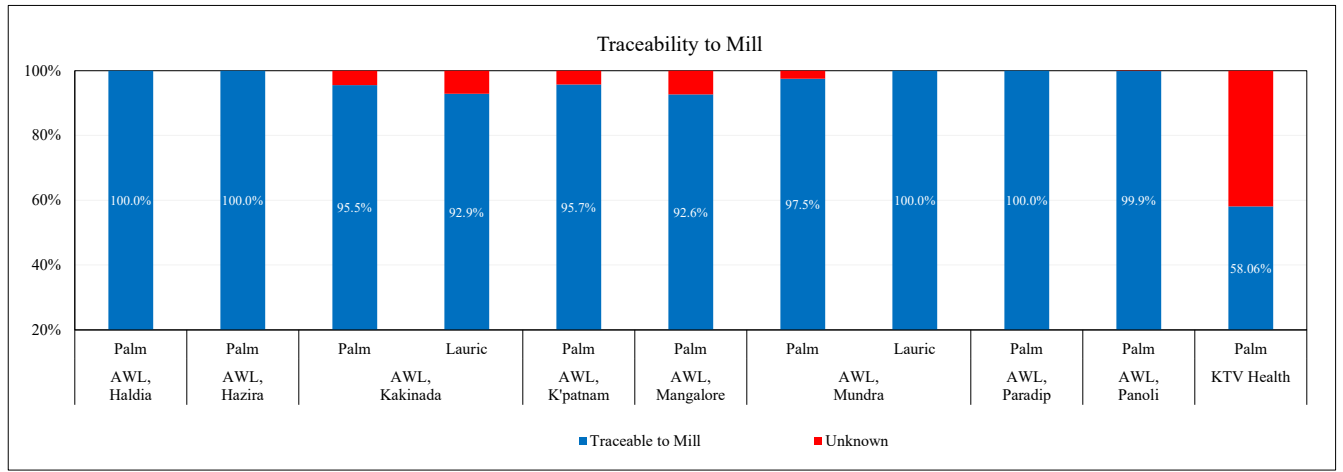
25.7%

Lauric

64.7%

35.3%

*Unknown unlisted



Direct supplying mills at destination

Parent company	Palm Oil Mill	UML ID	RSPO Status	Latitude	Longitude	Address	AWL, Hazira	AWL, Paradip	AWL, Kakinada	KTV Health
3F Oil Industries	3F Oil Palm Agrotech Pvt Ltd	PO1000008590	No	17.003520°	81.469730°	Factory R.S.No.192, Yernagudem Villave , Devarapalli Mandal, West Godavari Distret, Andhra Pradesh - 534313		x	x	x
Godrej Ltd	Godrej Agrovet Ltd., Chintampalli	PO1000007490	No	17.207706°	80.940331°	Chintampalli Village, Chintalapudi (MD), West Godavari Dist, Andhra Pradesh, 534460	x	x	x	x
Godrej Ltd	Godrej Agrovet Ltd., Pothapalli	PO1000007670	No	17.003448°	81.263028°	Ch.Pothepalli, Dwaraka Tirumala(MD), West Godavari Dist, Andhra Pradesh, 534451	x	x	x	x
Oil Palm India Ltd	Oil Palm India Ltd	PO1000011157	No	8.95073°	76.99746°	Anchal- Kulathupuzha Road, Yeroor Estate, Bharatheepuram P.O., Kollam Dist.				x
Patanjali Foods Limited	Ruchi Soya Industries Ltd., Ampapuram	PO1000007624	No	16.598290°	80.900442°	NH – 5 , Ampapuram , Krishna District, Andhra Pradesh			x	x
Patanjali Foods Limited	Ruchi Soya Industries Ltd., Peddapuram	PO1000008342	No	17.058813°	82.135791°	ADB Road, Peddapuram, East Godavar Dist, Andhra Pradesh			x	x

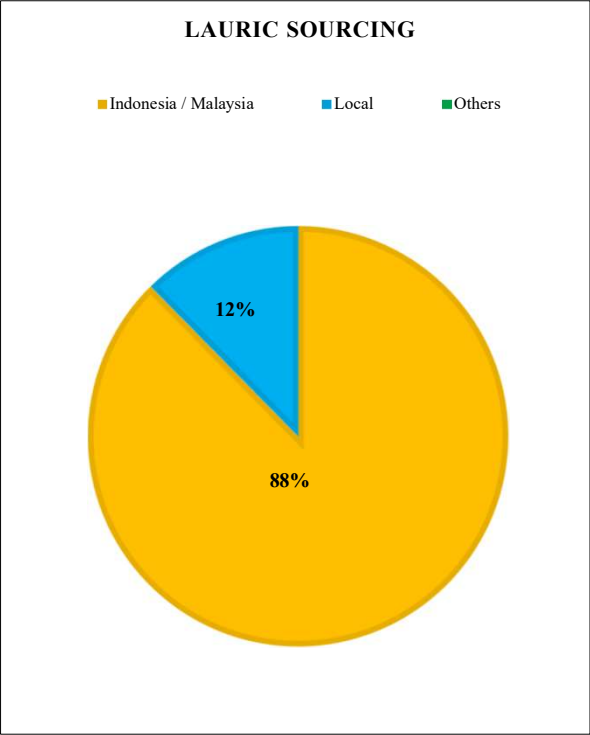
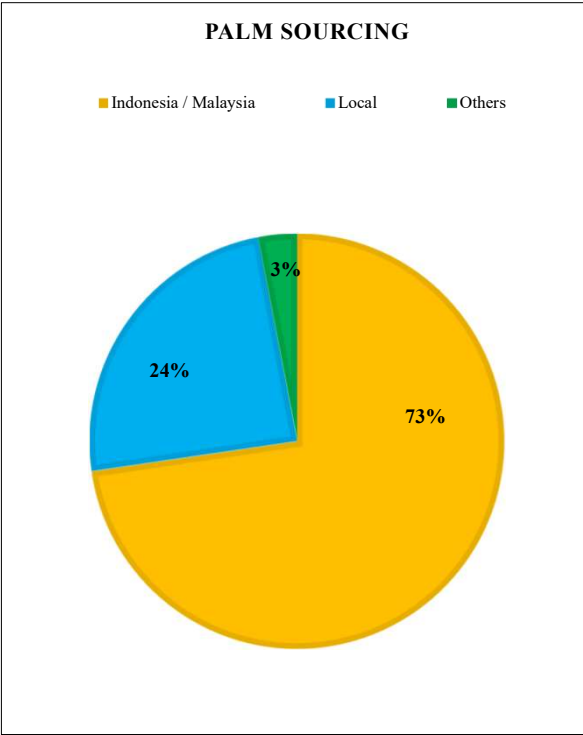
Supplying Wilmar refineries at source & destinations

Refinery	AWL, Haldia	AWL, Hazira	AWL, Kakinada	AWL, K'patnam	AWL, Mangalore	AWL, Mundra	AWL, Paradip	AWL, Panoli	KTV Health
Bintulu Edible Oils Sdn Bhd	x	x	x	x	x	x	x		x
Global Eco Chemicals Malaysia Sdn Bhd								x	
Kuching Palm Oil Industries Sdn Bhd	x			x	x	x	x		x
Lahad Datu Edible Oils Sdn Bhd		x	x	x		x			
Nexsol (Malaysia) Sdn Bhd, Pasir Gudang						x			
PGEO Edible Oils Sdn Bhd, Lumut						x			
PT Sinar Alam Permai, Palembang	x			x					
Sandakan Edible Oils Sdn Bhd			x	x		x			
PT Wilmar Nabati Indonesia, Dumai		x							
PT Wilmar Nabati Indonesia, Padang					x	x			x
PT Wilmar Nabati Indonesia, Pelintung						x			
PT Wilmar Nabati Indonesia, Gresik						x			
KTV Edible Oils Pvt Ltd									x
KTV Health Food Pvt Ltd			x	x					

Supplying third party refineries at source

Refinery	AWL, Haldia	AWL, Hazira	AWL, Kakinada	AWL, K'patnam	AWL, Mangalore	AWL, Mundra	AWL, Paradip	AWL, Panoli	KTV Health
AAA Oils & Fats Pte Ltd, Kunak	x								
AAA Oils & Fats Pte Ltd, Surat Thani					x				
AASTAR Trading Pte Ltd, Krabi		x							
AASTAR Trading Pte Ltd, Lubuk Gaung	x					x			
AASTAR Trading Pte Ltd, Prachuap									x
Arvee International Pte Ltd, Dumai				x					
Borneo Edibles Oils Sdn Bhd					x	x			
Cargill International Trading Pte Ltd, Kuantan				x					
Cargill International Trading Pte Ltd, Dumai	x								
Cargill International Trading Pte Ltd, Phuket									x
Cargill International Trading Pte Ltd, Prachuap									x
FGV Refineries Sdn Bhd - Kuantan Oil Products						x			
GEM Edibles Oils Pvt Ltd, Batam									x
GEM Edibles Oils Pvt Ltd, Padang									x
Integrated Service Point Pvt Ltd, Krabi									x
Macworld Industries Ltd, Kuantan		x							
Olam Global Agri Pte Ltd, Bintulu						x			
Olam Global Agri Pte Ltd, Dumai					x				x
Olam Global Agri Pte Ltd, Krabi				x					
Olam Global Agri Pte Ltd, Kuala Tanjung							x		x
Olam Global Agri Pte Ltd, Kuantan	x								
Olam Global Agri Pte Ltd, Kumai					x				
Olam Global Agri Pte Ltd, Lahad Datu									x
Olam Global Agri Pte Ltd, Lubuk Gaung	x								x
Olam Global Agri Pte Ltd, Padang	x				x				
Olam Global Agri Pte Ltd, Pelintung									x
Olam Global Agri Pte Ltd, Phuket	x				x				
Olam Global Agri Pte Ltd, Zamboanga				x					
Paco Trading Co., Ltd	x	x	x	x	x	x	x		
PT. LDC East Indonesia, Balikpapan						x			
PT. Kutai Refinery Nusantara						x			
PT. Kreasijaya Adhikarya	x								
PT. Pacrim Nusantara Lestari Foods				x					
PT. Padang Raya Cakrawala						x			
PT. Sari Dumai Oleo						x			
PT. Sari Dumai Sejati					x	x			x
PT. Steelindo Wahana Perkasa	x								
SD Guthrie International, Alotau						x			
SD Guthrie International, Dumai						x			
SD Guthrie International, Kimbe						x			
SD Guthrie International, Pulau Laut		x				x			
SD Guthrie International (Sabah) Sdn Bhd, Kunak		x				x			
SD Guthrie International Bintulu Sdn Bhd		x			x	x			
Sunraja Oil Industries Pvt Ltd, Batam									x
Sunraja Oil Industries Pvt Ltd, Padang									x
Sunraja Oil Industries Pvt Ltd, Bintulu									x
SOP Edible Oils Sdn Bhd	x				x				
S.P.O Agro - Industries Co. Ltd.				x					
Sol Commodities Pte Ltd, Padang									x
Univanich Palm Oil Public Co. Ltd.			x	x			x		

The charts below represent total volumes of palm products sourced from various origins into India in July 2024 - June 2025





NDPE Implementation Reporting Framework*

AWL Agri Business Ltd, Haldia

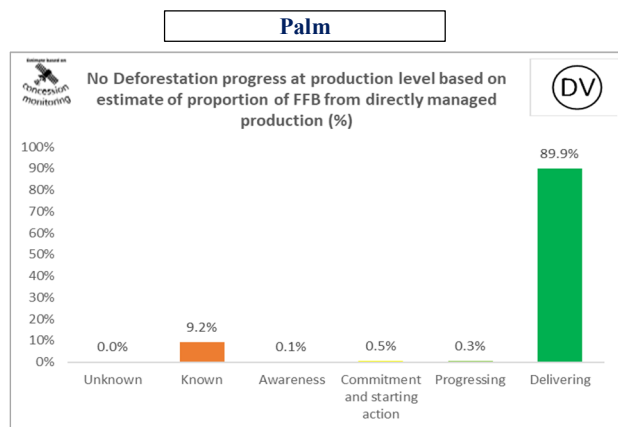
Wilmar has made significant improvements, which include transparently reporting progress on the implementation of various supply chain initiatives and activities. However, we also recognize there is a need for a clearer and consistent way to measure and communicate NDPE progress. Hence, since 2019, Wilmar has actively participated in the NDPE Implementation Reporting Framework (IRF), which is led by Proforest.

The IRF categorizes supplier mills into various pre-defined categories of progress, with a primary objective to evaluate the mills along the three respective pillars of Deforestation, Peat and Exploitation. The categorization process involves collection of data related to:

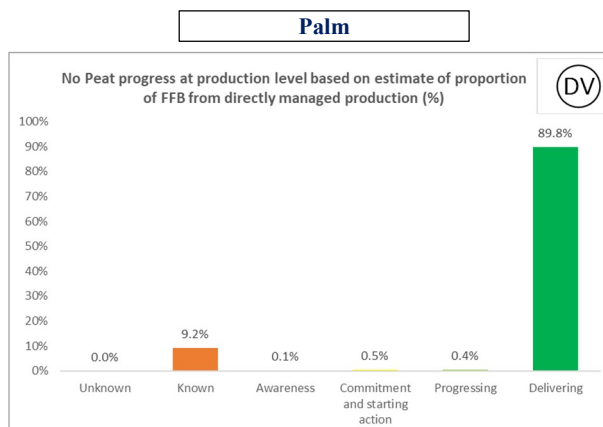
- i. Certification status
- ii. Monitoring and verification systems
- iii. Grievances
- iv. Sourcing information
- v. Progress on own estates and third-party supply

For more information on the NDPE Implementation Reporting Framework, please visit https://ndpeirf.files.wordpress.com/2020/05/ndpe-irf_summary.pdf

No Deforestation progress at production level based on estimate of proportion of FFB from directly managed production (%)



No Peat progress at production level based on estimate of proportion of FFB from directly managed production (%)



*Externally verified by Control Union. Unique verification code: **CU2024WLMR**

*Wilmar reports IRF profiles on an annual basis. These profiles represent data basis FY2024.

Last Updated: 25 Apr 2025



NDPE Implementation Reporting Framework*
AWL Agri Business Ltd, Hazira

Wilmar has made significant improvements, which include transparently reporting progress on the implementation of various supply chain initiatives and activities. However, we also recognize there is a need for a clearer and consistent way to measure and communicate NDPE progress. Hence, since 2019, Wilmar has actively participated in the NDPE Implementation Reporting Framework (IRF), which is led by Proforest.

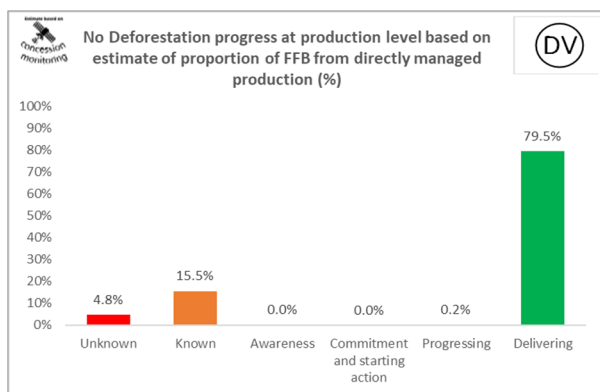
The IRF categorizes supplier mills into various pre-defined categories of progress, with a primary objective to evaluate the mills along the three respective pillars of Deforestation, Peat and Exploitation. The categorization process involves collection of data related to:

- i. Certification status
- ii. Monitoring and verification systems
- iii. Grievances
- iv. Sourcing information
- v. Progress on own estates and third-party supply

For more information on the NDPE Implementation Reporting Framework, please visit https://ndpeirf.files.wordpress.com/2020/05/ndpe-irf_summary.pdf

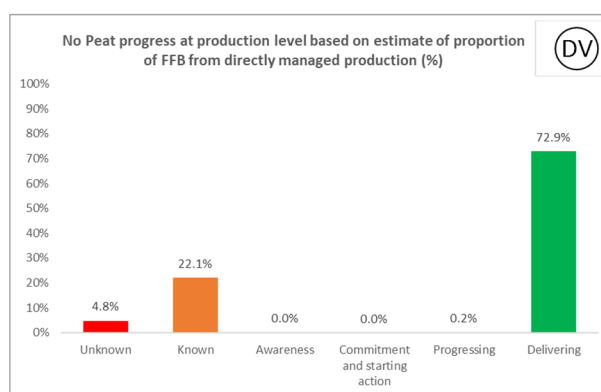
No Deforestation progress at production level based on estimate of proportion of FFB from directly managed production (%)

Palm



No Peat progress at production level based on estimate of proportion of FFB from directly managed production (%)

Palm



*Externally verified by Control Union. Unique verification code: **CU2024WLMR**

*Wilmar reports IRF profiles on an annual basis. These profiles represent data basis FY2024.



NDPE Implementation Reporting Framework*

AWL Agri Business Ltd, Kakinada

Wilmar has made significant improvements, which include transparently reporting progress on the implementation of various supply chain initiatives and activities. However, we also recognize there is a need for a clearer and consistent way to measure and communicate NDPE progress. Hence, since 2019, Wilmar has actively participated in the NDPE Implementation Reporting Framework (IRF), which is led by Proforest.

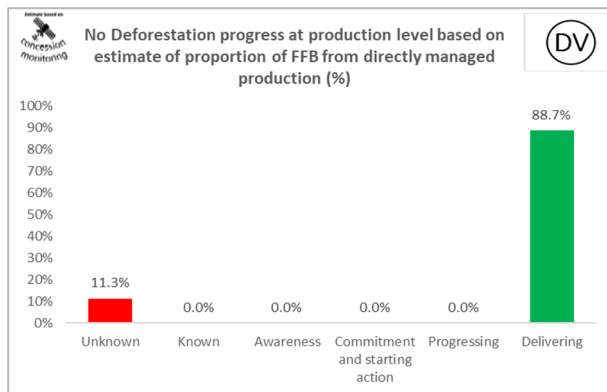
The IRF categorizes supplier mills into various pre-defined categories of progress, with a primary objective to evaluate the mills along the three respective pillars of Deforestation, Peat and Exploitation. The categorization process involves collection of data related to:

- i. Certification status
- ii. Monitoring and verification systems
- iii. Grievances
- iv. Sourcing information
- v. Progress on own estates and third-party supply

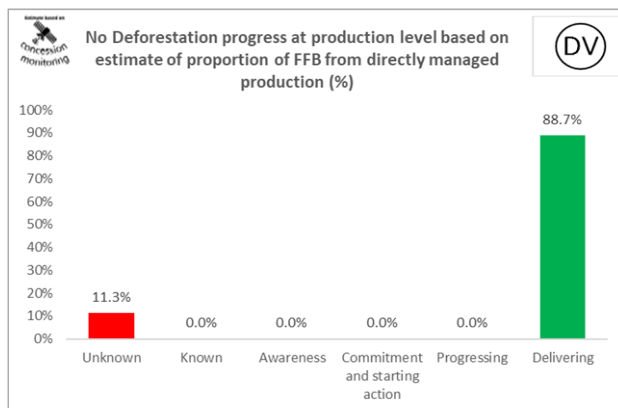
For more information on the NDPE Implementation Reporting Framework, please visit https://ndpeirf.files.wordpress.com/2020/05/ndpe-irf_summary.pdf

No Deforestation progress at production level based on estimate of proportion of FFB from directly managed production (%)

Palm

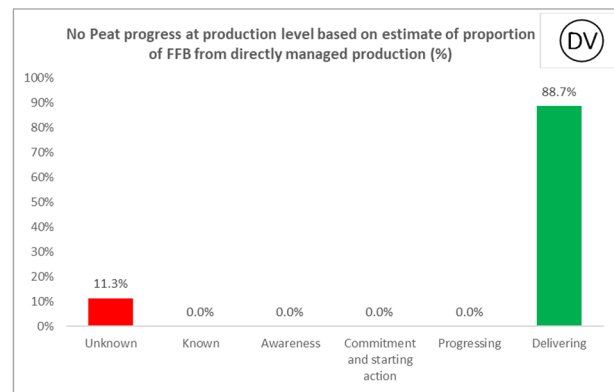


Lauric

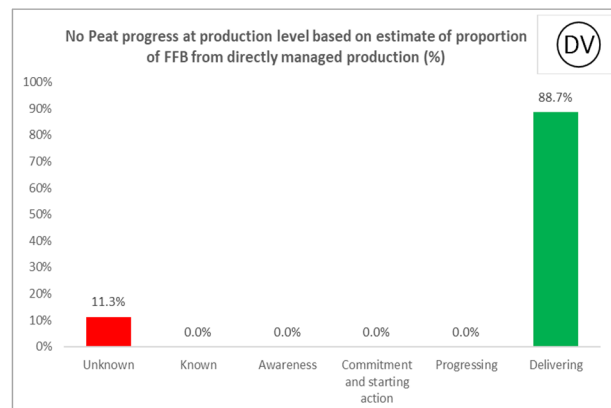


No Peat progress at production level based on estimate of proportion of FFB from directly managed production (%)

Palm



Lauric



*Externally verified by Control Union. Unique verification code: **CU2024WLMR**

*Wilmar reports IRF profiles on an annual basis. These profiles represent data basis FY2024.

Last Updated: 25 Apr 2025



NDPE Implementation Reporting Framework*

AWL Agri Business Ltd, Krishnapatnam

Wilmar has made significant improvements, which include transparently reporting progress on the implementation of various supply chain initiatives and activities. However, we also recognize there is a need for a clearer and consistent way to measure and communicate NDPE progress. Hence, since 2019, Wilmar has actively participated in the NDPE Implementation Reporting Framework (IRF), which is led by Proforest.

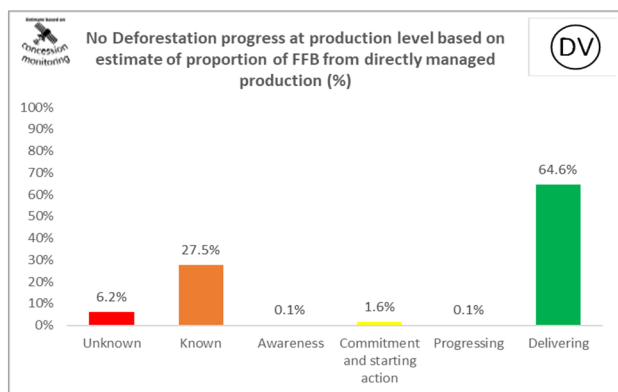
The IRF categorizes supplier mills into various pre-defined categories of progress, with a primary objective to evaluate the mills along the three respective pillars of Deforestation, Peat and Exploitation. The categorization process involves collection of data related to:

- i. Certification status
- ii. Monitoring and verification systems
- iii. Grievances
- iv. Sourcing information
- v. Progress on own estates and third-party supply

For more information on the NDPE Implementation Reporting Framework, please visit https://ndpeirf.files.wordpress.com/2020/05/ndpe-irf_summary.pdf

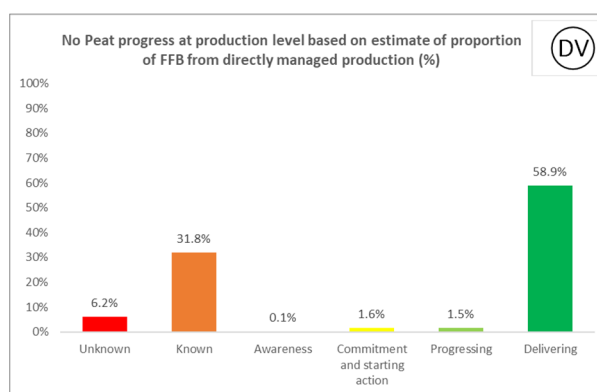
No Deforestation progress at production level based on estimate of proportion of FFB from directly managed production (%)

Palm



No Peat progress at production level based on estimate of proportion of FFB from directly managed production (%)

Palm



*Externally verified by Control Union. Unique verification code: **CU2024WLMR**

*Wilmar reports IRF profiles on an annual basis. These profiles represent data basis FY2024.

Last Updated: 25 Apr 2025



NDPE Implementation Reporting Framework*

AWL Agri Business Ltd, Mangalore

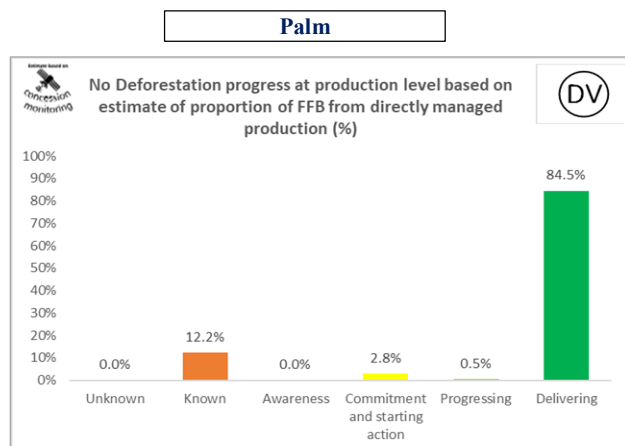
Wilmar has made significant improvements, which include transparently reporting progress on the implementation of various supply chain initiatives and activities. However, we also recognize there is a need for a clearer and consistent way to measure and communicate NDPE progress. Hence, since 2019, Wilmar has actively participated in the NDPE Implementation Reporting Framework (IRF), which is led by Proforest.

The IRF categorizes supplier mills into various pre-defined categories of progress, with a primary objective to evaluate the mills along the three respective pillars of Deforestation, Peat and Exploitation. The categorization process involves collection of data related to:

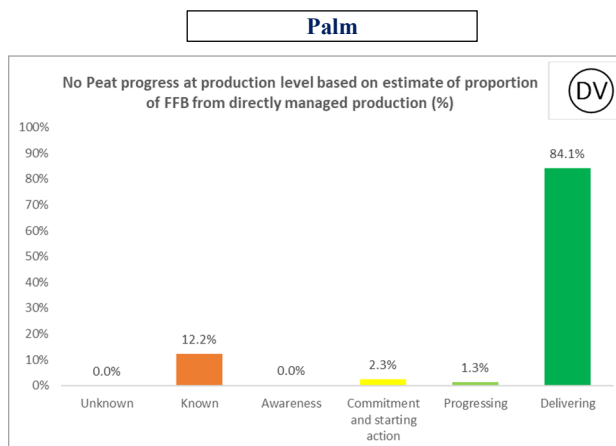
- i. Certification status
- ii. Monitoring and verification systems
- iii. Grievances
- iv. Sourcing information
- v. Progress on own estates and third-party supply

For more information on the NDPE Implementation Reporting Framework, please visit https://ndpeirf.files.wordpress.com/2020/05/ndpe-irf_summary.pdf

No Deforestation progress at production level based on estimate of proportion of FFB from directly managed production (%)



No Peat progress at production level based on estimate of proportion of FFB from directly managed production (%)



*Externally verified by Control Union. Unique verification code: **CU2024WLMR**

*Wilmar reports IRF profiles on an annual basis. These profiles represent data basis FY2024.



NDPE Implementation Reporting Framework*

AWL Agri Business Ltd, Mundra

Wilmar has made significant improvements, which include transparently reporting progress on the implementation of various supply chain initiatives and activities. However, we also recognize there is a need for a clearer and consistent way to measure and communicate NDPE progress. Hence, since 2019, Wilmar has actively participated in the NDPE Implementation Reporting Framework (IRF), which is led by Proforest.

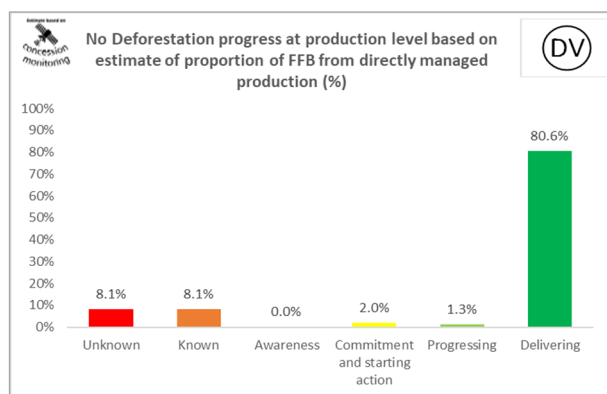
The IRF categorizes supplier mills into various pre-defined categories of progress, with a primary objective to evaluate the mills along the three respective pillars of Deforestation, Peat and Exploitation. The categorization process involves collection of data related to:

- Certification status
- Monitoring and verification systems
- Grievances
- Sourcing information
- Progress on own estates and third-party supply

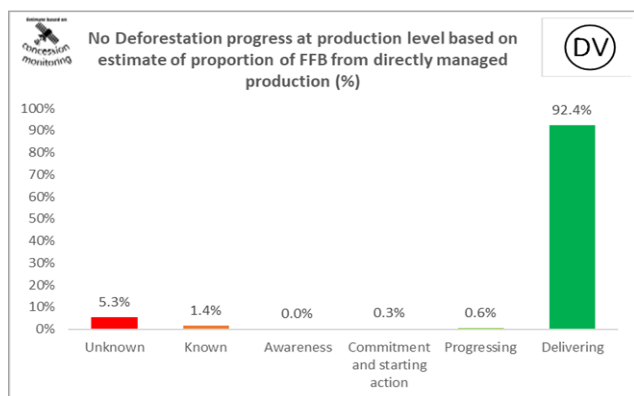
For more information on the NDPE Implementation Reporting Framework, please visit https://ndpeirf.files.wordpress.com/2020/05/ndpe-irf_summary.pdf

No Deforestation progress at production level based on estimate of proportion of FFB from directly managed production (%)

Palm

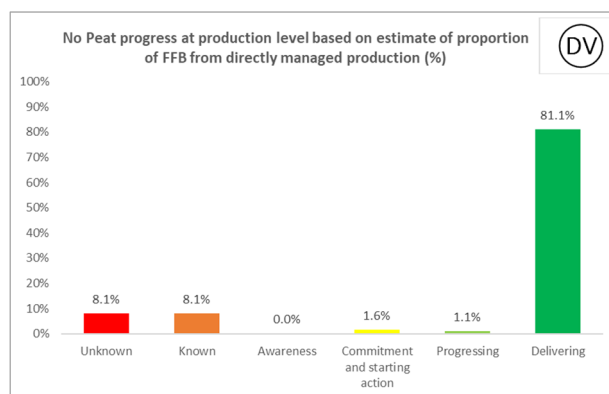


Lauric

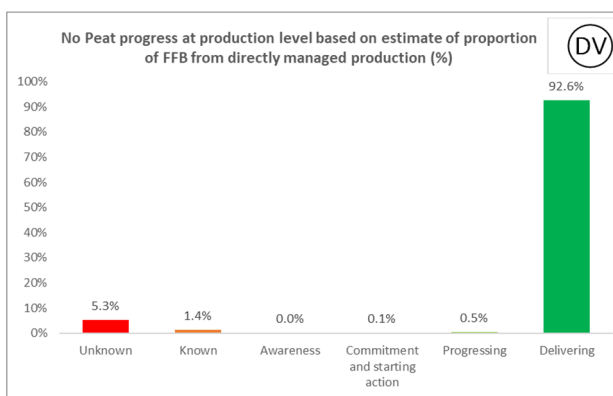


No Peat progress at production level based on estimate of proportion of FFB from directly managed production (%)

Palm



Lauric



*Externally verified by Control Union. Unique verification code: **CU2024WLMR**

*Wilmar reports IRF profiles on an annual basis. These profiles represent data basis FY2024.

Last Updated: 25 Apr 2025



NDPE Implementation Reporting Framework*
AWL Agri Business Ltd, Paradip

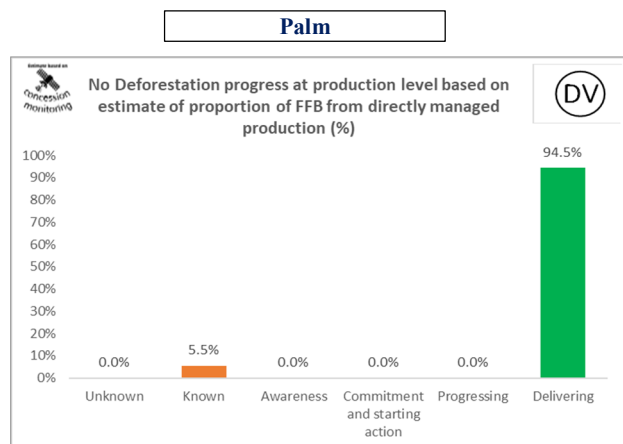
Wilmar has made significant improvements, which include transparently reporting progress on the implementation of various supply chain initiatives and activities. However, we also recognize there is a need for a clearer and consistent way to measure and communicate NDPE progress. Hence, since 2019, Wilmar has actively participated in the NDPE Implementation Reporting Framework (IRF), which is led by Proforest.

The IRF categorizes supplier mills into various pre-defined categories of progress, with a primary objective to evaluate the mills along the three respective pillars of Deforestation, Peat and Exploitation. The categorization process involves collection of data related to:

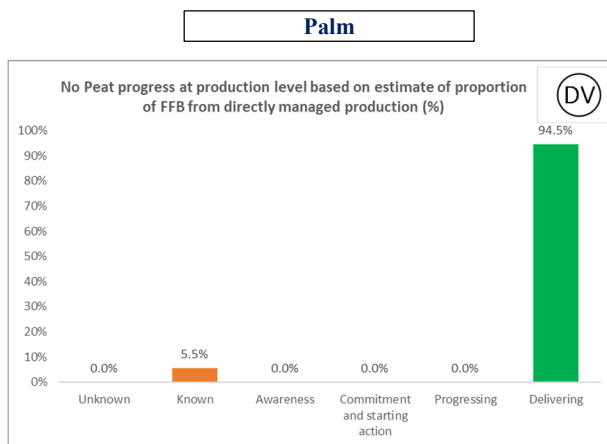
- i. Certification status
- ii. Monitoring and verification systems
- iii. Grievances
- iv. Sourcing information
- v. Progress on own estates and third-party supply

For more information on the NDPE Implementation Reporting Framework, please visit https://ndpeirf.files.wordpress.com/2020/05/ndpe-irf_summary.pdf

No Deforestation progress at production level based on estimate of proportion of FFB from directly managed production (%)



No Peat progress at production level based on estimate of proportion of FFB from directly managed production (%)



*Externally verified by Control Union. Unique verification code: **CU2024WLMR**

*Wilmar reports IRF profiles on an annual basis. These profiles represent data basis FY2024.



NDPE Implementation Reporting Framework*
AWL Agri Business Ltd, Panoli

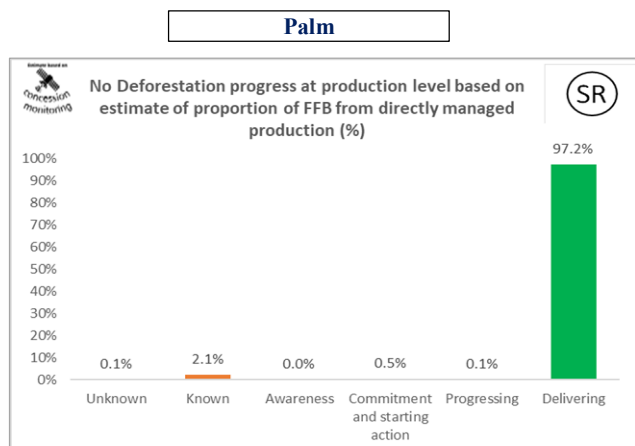
Wilmar has made significant improvements, which include transparently reporting progress on the implementation of various supply chain initiatives and activities. However, we also recognize there is a need for a clearer and consistent way to measure and communicate NDPE progress. Hence, since 2019, Wilmar has actively participated in the NDPE Implementation Reporting Framework (IRF), which is led by Proforest.

The IRF categorizes supplier mills into various pre-defined categories of progress, with a primary objective to evaluate the mills along the three respective pillars of Deforestation, Peat and Exploitation. The categorization process involves collection of data related to:

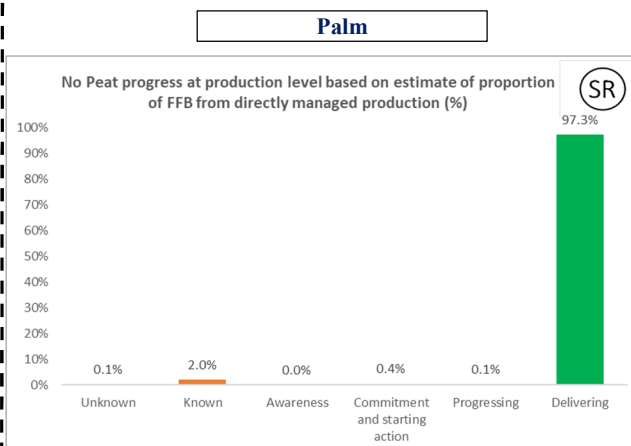
- i. Certification status
- ii. Monitoring and verification systems
- iii. Grievances
- iv. Sourcing information
- v. Progress on own estates and third-party supply

For more information on the NDPE Implementation Reporting Framework, please visit https://ndpeirf.files.wordpress.com/2020/05/ndpe-irf_summary.pdf

No Deforestation progress at production level based on estimate of proportion of FFB from directly managed production (%)



No Peat progress at production level based on estimate of proportion of FFB from directly managed production (%)





NDPE Implementation Reporting Framework*
K.T.V Health Foods Pvt Ltd

Wilmar has made significant improvements, which include transparently reporting progress on the implementation of various supply chain initiatives and activities. However, we also recognize there is a need for a clearer and consistent way to measure and communicate NDPE progress. Hence, since 2019, Wilmar has actively participated in the NDPE Implementation Reporting Framework (IRF), which is led by Proforest.

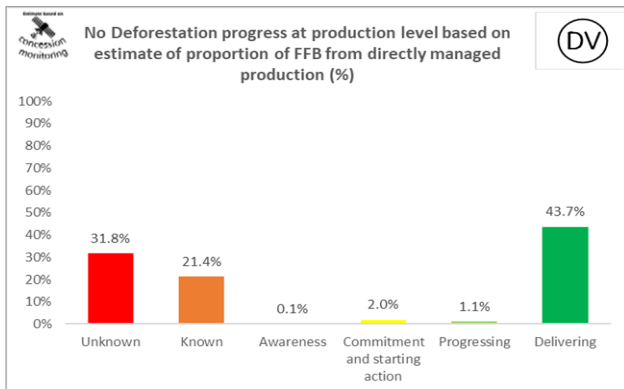
The IRF categorizes supplier mills into various pre-defined categories of progress, with a primary objective to evaluate the mills along the three respective pillars of Deforestation, Peat and Exploitation. The categorization process involves collection of data related to:

- i. Certification status
- ii. Monitoring and verification systems
- iii. Grievances
- iv. Sourcing information
- v. Progress on own estates and third-party supply

For more information on the NDPE Implementation Reporting Framework, please visit https://ndpeirf.files.wordpress.com/2020/05/ndpe-irf_summary.pdf

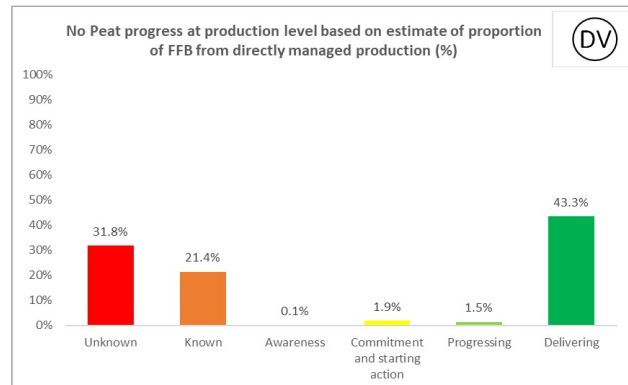
No Deforestation progress at production level based on estimate of proportion of FFB from directly managed production (%)

Palm



No Peat progress at production level based on estimate of proportion of FFB from directly managed production (%)

Palm



*Externally verified by Control Union. Unique verification code: **CU2024WLMR**

*Wilmar reports IRF profiles on an annual basis. These profiles represent data basis FY2024.