



**AWL Agri Business Ltd (formerly known as Adani Wilmar Ltd.)
& K.T.V Health Foods Pvt Ltd, India**

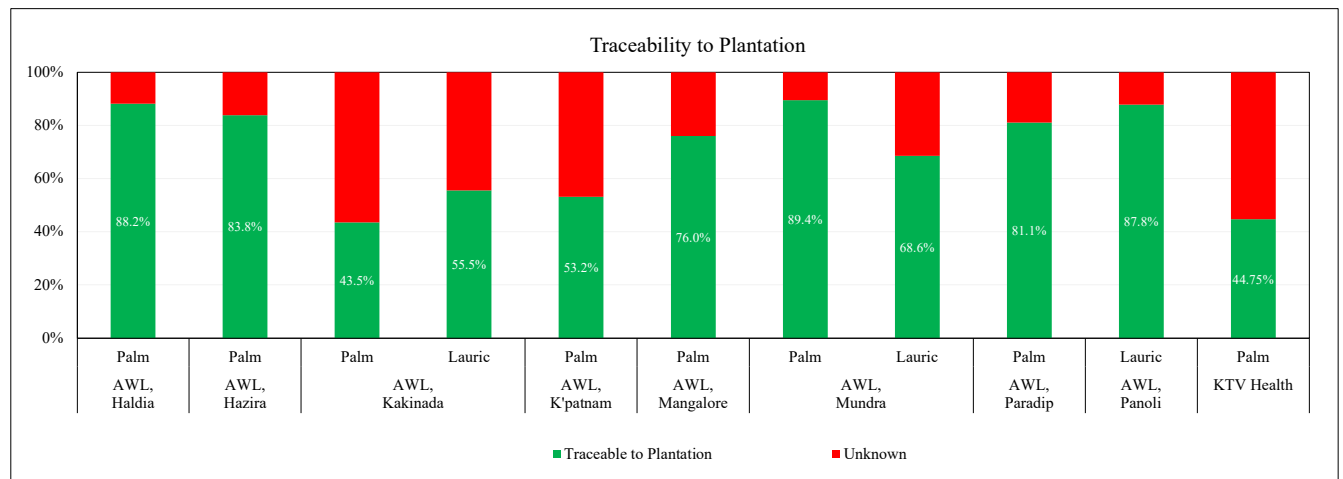
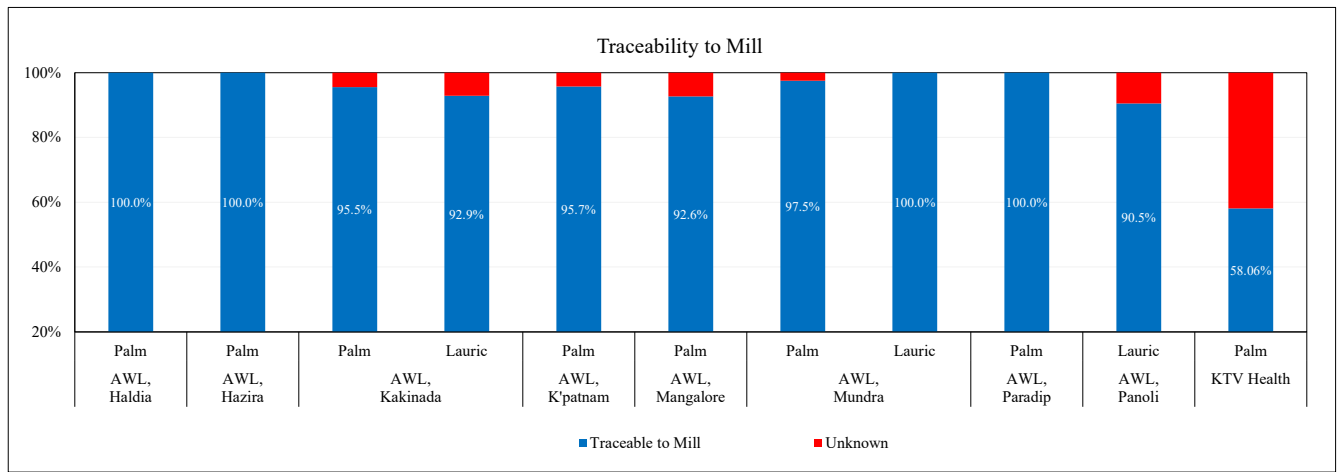
Traceability Summary - Supplies July 2024 - June 2025

| Refinery Details | | | | | |
|----------------------------|--------------------------------------|--------------|------------|------------|---|
| Parent Name | Refinery Name | RSPO Status | Latitude | Longitude | Address |
| AWL Agri Business Ltd | AWL Agri Business Ltd, Haldia | Yes – SG/ MB | 22.0300° | 88.0600° | Unit I - JI No. 149, HPL Link Road, Purba Medinopore, 721657 Haldia, West Bengal, India |
| | | | 22.0636° | 88.0894° | Unit II - JI No. 149, HPL Link Road, Purba Medinopore, 721657 Haldia, West Bengal, India |
| AWL Agri Business Ltd | AWL Agri Business Ltd, Hazira | Yes – SG/ MB | 21.156227° | 72.647553° | Survey No 77, 68, 79 & 81, Shivrampur Village, Suvali, Tauka: Chorasi, Hazira Surat - 394510, Gujarat State, India |
| AWL Agri Business Ltd | AWL Agri Business Ltd, Kakinada | Yes – SG/ MB | 16.93333° | 82.21666° | Suryarao peta (via), 3 APSP Camp (SO), Thammavaram Post, Kakinada – 533005, Andhra Pradesh, India |
| AWL Agri Business Ltd | AWL Agri Business Ltd, Krishnapatnam | Yes – SG/ MB | 14.25744° | 80.05436° | Unit I - Survey No 292 & 317, Pantapalam Village, Muthukuru Mandal, Sri Pottisriramulu, Nellore 524 323, Andhra Pradesh, India |
| | | | 14.25628° | 80.07224° | Unit II - Survey No 1601, Epuru 1B, Pantapalam Village, N.G. Palm Post, Muthukuru Mandal, Sri Pottisriramulu, Nellore 524323, Andhra Pradesh, India |
| AWL Agri Business Ltd | AWL Agri Business Ltd, Mangalore | Yes – SG/ MB | 12.95194° | 74.8325° | Survey no 5,6,7&11, Baikampady Industrial Area, Mangalore - 575011, Karnataka - India |
| AWL Agri Business Ltd | AWL Agri Business Ltd, Mundra | Yes – SG/ MB | 22.82483° | 69.69947° | Post Box No.2, Village: Dhruh, Taluka Mundra- 370421, District Kutch, Gujarat, India |
| AWL Agri Business Ltd | AWL Agri Business Ltd, Paradip | Yes – SG/ MB | 20.28553° | 86.641126° | Ward No 5, Oil Terminal Road, Atharbanki, Paradip, Odisha 754142, India |
| AWL Agri Business Ltd | AWL Agri Business Ltd, Panoli | Yes – SG/ MB | 21.55013° | 72.99072° | Plot No. 406, C/O Omkar Chemical Industries Private Limited, GIDC Estate, Ankleshwar, GIDC Panoli, Bharuch - 394116, Gujarat, India |
| K.T.V Health Foods Pvt Ltd | K.T.V Health Foods Pvt Ltd | No | 13.43931° | 80.03965° | B-69, SIPCOT, Gumudipoondi, Chennai - 601201, Tamil Nadu, India |

| Traceability to Mill | Palm | Lauric |
|----------------------|-------|--------|
| Traceable to Mill | 90.4% | 97.9% |
| Unknown* | 9.6% | 2.1% |

| Traceability to Plantation | Palm | Lauric |
|----------------------------|-------|--------|
| Traceable to Plantation | 74.3% | 64.8% |
| Unknown | 25.7% | 35.2% |

*Unknown unlisted



Direct supplying mills at destination

| Parent company | Palm Oil Mill | UML ID | RSPO Status | Latitude | Longitude | Address | AWL, Hazira | AWL, Paradip | AWL, Kakinada | KTV Health |
|-------------------------|--|--------------|-------------|------------|------------|---|-------------|--------------|---------------|------------|
| 3F Oil Industries | 3F Oil Palm Agrotech Pvt Ltd | PO1000008590 | No | 17.003520° | 81.469730° | Factory R.S.No.192, Yernagudem Villave , Devarapalli Mandal, West Godavari Distret, Andhra Pradesh - 534313 | | x | x | x |
| Godrej Ltd | Godrej Agrovet Ltd., Chintampalli | PO1000007490 | No | 17.207706° | 80.940331° | Chintampalli Village, Chintalapudi (MD), West Godavari Dist, Andhra Pradesh, 534460 | x | x | x | x |
| Godrej Ltd | Godrej Agrovet Ltd., Pothapalli | PO1000007670 | No | 17.003448° | 81.263028° | Ch.Pothepalli, Dwaraka Tirumala(MD), West Godavari Dist, Andhra Pradesh, 534451 | x | x | x | x |
| Oil Palm India Ltd | Oil Palm India Ltd | PO1000011157 | No | 8.95073° | 76.99746° | Anchal- Kulathupuzha Road, Yeroor Estate, Bharatheepuram P.O., Kollam Dist. | | | | x |
| Patanjali Foods Limited | Ruchi Soya Industries Ltd., Ampapuram | PO1000007624 | No | 16.598290° | 80.900442° | NH - 5 , Ampapuram , Krishna District, Andhra Pradesh | | | x | x |
| Patanjali Foods Limited | Ruchi Soya Industries Ltd., Peddapuram | PO1000008342 | No | 17.058813° | 82.135791° | ADB Road, Peddapuram, East Godavar Dist, Andhra Pradesh | | | x | x |

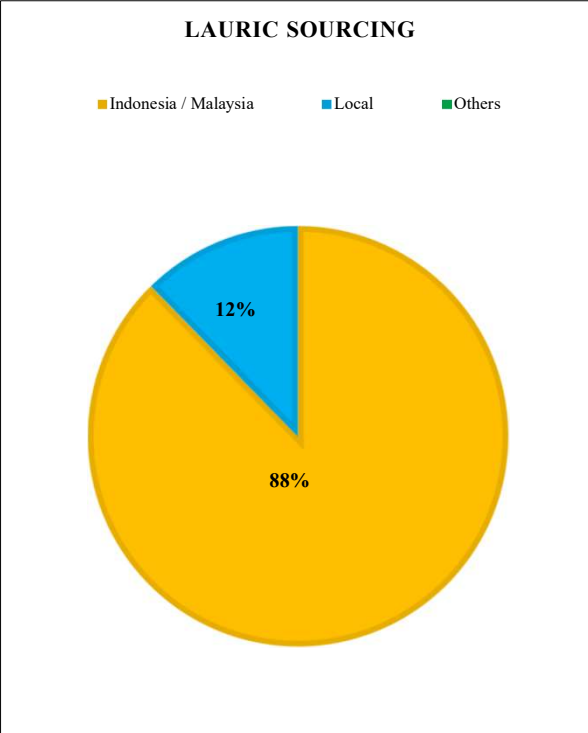
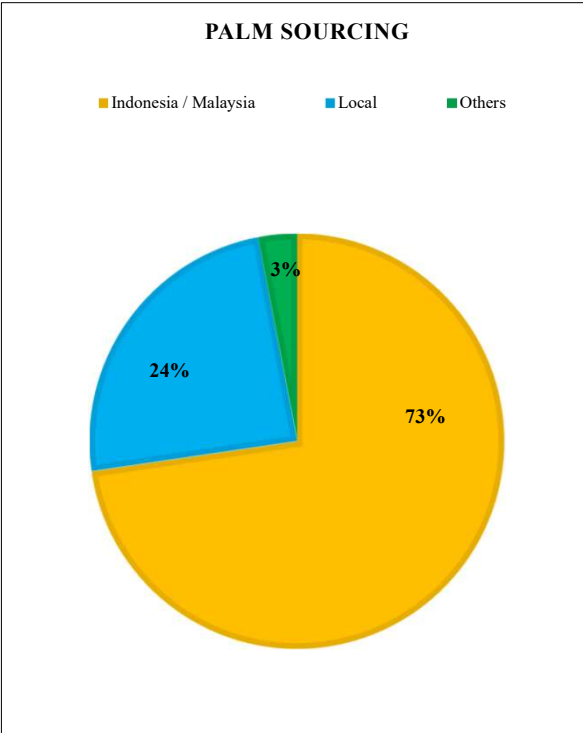
Supplying Wilmar refineries at source & destinations

| Refinery | AWL, Haldia | AWL, Hazira | AWL, Kakinada | AWL, K'patnam | AWL, Mangalore | AWL, Mundra | AWL, Paradip | AWL, Panoli | KTV Health |
|---|-------------|-------------|---------------|---------------|----------------|-------------|--------------|-------------|------------|
| Bintulu Edible Oils Sdn Bhd | x | x | x | x | x | x | x | | x |
| Global Eco Chemicals Malaysia Sdn Bhd | | | | | | | | x | |
| Kuching Palm Oil Industries Sdn Bhd | x | | | x | x | x | x | | x |
| Lahad Datu Edible Oils Sdn Bhd | | x | x | x | | x | | | |
| Nexsol (Malaysia) Sdn Bhd, Pasir Gudang | | | | | | x | | | |
| PGEO Edible Oils Sdn Bhd, Lumut | | | | | | x | | | |
| PT Sinar Alam Permai, Palembang | x | | | x | | | | | |
| Sandakan Edible Oils Sdn Bhd | | | x | x | | x | | | |
| PT Wilmar Nabati Indonesia, Dumai | | x | | | | | | | |
| PT Wilmar Nabati Indonesia, Padang | | | | | x | x | | | x |
| PT Wilmar Nabati Indonesia, Pelintung | | | | | | x | | | |
| PT Wilmar Nabati Indonesia, Gresik | | | | | | x | | | |
| KTV Edible Oils Pvt Ltd | | | | | | | | | x |
| KTV Health Food Pvt Ltd | | | x | x | | | | | |

Supplying third party refineries at source

| Refinery | AWL, Haldia | AWL, Hazira | AWL, Kakinada | AWL, K'patnam | AWL, Mangalore | AWL, Mundra | AWL, Paradip | AWL, Panoli | KTV Health |
|---|-------------|-------------|---------------|---------------|----------------|-------------|--------------|-------------|------------|
| AAA Oils & Fats Pte Ltd, Kunak | x | | | | | | | | |
| AAA Oils & Fats Pte Ltd, Surat Thani | | | | | x | | | | |
| AASTAR Trading Pte Ltd, Krabi | | x | | | | | | | |
| AASTAR Trading Pte Ltd, Lubuk Gaung | x | | | | | x | | | |
| AASTAR Trading Pte Ltd, Prachuap | | | | | | | | | x |
| Arvee International Pte Ltd, Dumai | | | | x | | | | | |
| Borneo Edibles Oils Sdn Bhd | | | | | x | x | | | |
| Cargill International Trading Pte Ltd, Kuantan | | | | x | | | | | |
| Cargill International Trading Pte Ltd, Dumai | x | | | | | | | | |
| Cargill International Trading Pte Ltd, Phuket | | | | | | | | | x |
| Cargill International Trading Pte Ltd, Prachuap | | | | | | | | | x |
| FGV Refineries Sdn Bhd - Kuantan Oil Products | | | | | | x | | | |
| GEM Edibles Oils Pvt Ltd, Batam | | | | | | | | | x |
| GEM Edibles Oils Pvt Ltd, Padang | | | | | | | | | x |
| Integrated Service Point Pvt Ltd, Krabi | | | | | | | | | x |
| Macworld Industries Ltd, Kuantan | | x | | | | | | | |
| Olam Global Agri Pte Ltd, Bintulu | | | | | | x | | | |
| Olam Global Agri Pte Ltd, Dumai | | | | | x | | | | x |
| Olam Global Agri Pte Ltd, Krabi | | | | x | | | | | |
| Olam Global Agri Pte Ltd, Kuala Tanjung | | | | | | | x | | x |
| Olam Global Agri Pte Ltd, Kuantan | x | | | | | | | | |
| Olam Global Agri Pte Ltd, Kumai | | | | | x | | | | |
| Olam Global Agri Pte Ltd, Lahad Datu | | | | | | | | | x |
| Olam Global Agri Pte Ltd, Lubuk Gaung | x | | | | | | | | x |
| Olam Global Agri Pte Ltd, Padang | x | | | | x | | | | |
| Olam Global Agri Pte Ltd, Pelintung | | | | | | | | | x |
| Olam Global Agri Pte Ltd, Phuket | x | | | | x | | | | |
| Olam Global Agri Pte Ltd, Zamboanga | | | | x | | | | | |
| Paco Trading Co., Ltd | x | x | x | x | x | x | x | | |
| PT. LDC East Indonesia, Balikpapan | | | | | | x | | | |
| PT. Kutai Refinery Nusantara | | | | | | x | | | |
| PT. Kreasijaya Adhikarya | x | | | | | | | | |
| PT. Pacrim Nusantara Lestari Foods | | | | x | | | | | |
| PT. Padang Raya Cakrawala | | | | | | x | | | |
| PT. Sari Dumai Oleo | | | | | | x | | | |
| PT. Sari Dumai Sejati | | | | | x | x | | | x |
| PT. Steelindo Wahana Perkasa | x | | | | | | | | |
| SD Guthrie International, Alotau | | | | | | x | | | |
| SD Guthrie International, Dumai | | | | | | x | | | |
| SD Guthrie International, Kimbe | | | | | | x | | | |
| SD Guthrie International, Pulau Laut | | x | | | | x | | | |
| SD Guthrie International (Sabah) Sdn Bhd, Kunak | | x | | | | x | | | |
| SD Guthrie International Bintulu Sdn Bhd | | x | | | x | x | | | |
| Sunraja Oil Industries Pvt Ltd, Batam | | | | | | | | | x |
| Sunraja Oil Industries Pvt Ltd, Padang | | | | | | | | | x |
| Sunraja Oil Industries Pvt Ltd, Bintulu | | | | | | | | | x |
| SOP Edible Oils Sdn Bhd | x | | | | x | | | | |
| S.P.O Agro - Industries Co. Ltd. | | | | x | | | | | |
| Sol Commodities Pte Ltd, Padang | | | | | | | | | x |
| Univanich Palm Oil Public Co. Ltd. | | | x | x | | | x | | |

The charts below represent total volumes of palm products sourced from various origins into India in July 2024 - June 2025





NDPE Implementation Reporting Framework*
AWL Agri Business Ltd, Haldia

Wilmar has made significant improvements, which include transparently reporting progress on the implementation of various supply chain initiatives and activities. However, we also recognize there is a need for a clearer and consistent way to measure and communicate NDPE progress. Hence, since 2019, Wilmar has actively participated in the NDPE Implementation Reporting Framework (IRF), which is led by Proforest.

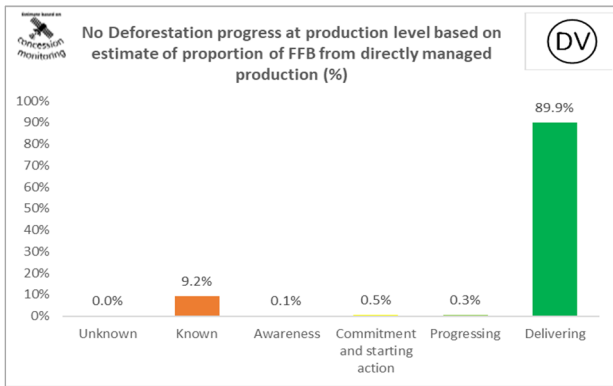
The IRF categorizes supplier mills into various pre-defined categories of progress, with a primary objective to evaluate the mills along the three respective pillars of Deforestation, Peat and Exploitation. The categorization process involves collection of data related to:

- i. Certification status
- ii. Monitoring and verification systems
- iii. Grievances
- iv. Sourcing information
- v. Progress on own estates and third-party supply

For more information on the NDPE Implementation Reporting Framework, please visit https://ndpeirf.files.wordpress.com/2020/05/ndpe-irf_summary.pdf

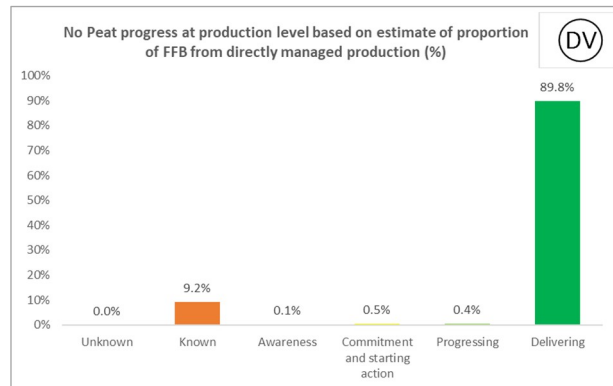
No Deforestation progress at production level based on estimate of proportion of FFB from directly managed production (%)

Palm



No Peat progress at production level based on estimate of proportion of FFB from directly managed production (%)

Palm



*Externally verified by Control Union. Unique verification code: **CU2024WLMR**

*Wilmar reports IRF profiles on an annual basis. These profiles represent data basis FY2024.



NDPE Implementation Reporting Framework*
AWL Agri Business Ltd, Hazira

Wilmar has made significant improvements, which include transparently reporting progress on the implementation of various supply chain initiatives and activities. However, we also recognize there is a need for a clearer and consistent way to measure and communicate NDPE progress. Hence, since 2019, Wilmar has actively participated in the NDPE Implementation Reporting Framework (IRF), which is led by Proforest.

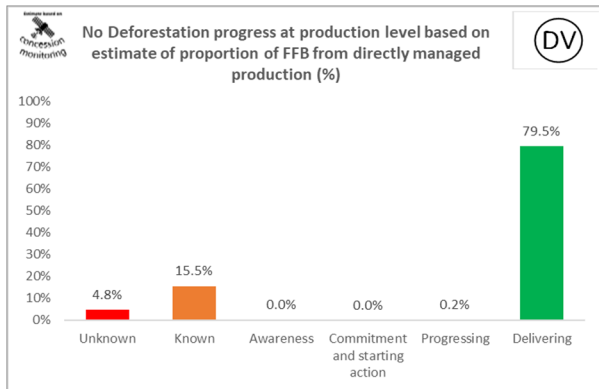
The IRF categorizes supplier mills into various pre-defined categories of progress, with a primary objective to evaluate the mills along the three respective pillars of Deforestation, Peat and Exploitation. The categorization process involves collection of data related to:

- i. Certification status
- ii. Monitoring and verification systems
- iii. Grievances
- iv. Sourcing information
- v. Progress on own estates and third-party supply

For more information on the NDPE Implementation Reporting Framework, please visit https://ndpeirf.files.wordpress.com/2020/05/ndpe-irf_summary.pdf

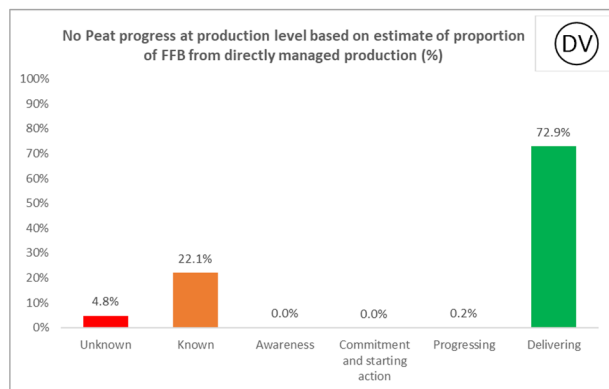
No Deforestation progress at production level based on estimate of proportion of FFB from directly managed production (%)

Palm



No Peat progress at production level based on estimate of proportion of FFB from directly managed production (%)

Palm



*Externally verified by Control Union. Unique verification code: **CU2024WLMR**

*Wilmar reports IRF profiles on an annual basis. These profiles represent data basis FY2024.



NDPE Implementation Reporting Framework*
AWL Agri Business Ltd, Kakinada

Wilmar has made significant improvements, which include transparently reporting progress on the implementation of various supply chain initiatives and activities. However, we also recognize there is a need for a clearer and consistent way to measure and communicate NDPE progress. Hence, since 2019, Wilmar has actively participated in the NDPE Implementation Reporting Framework (IRF), which is led by Proforest.

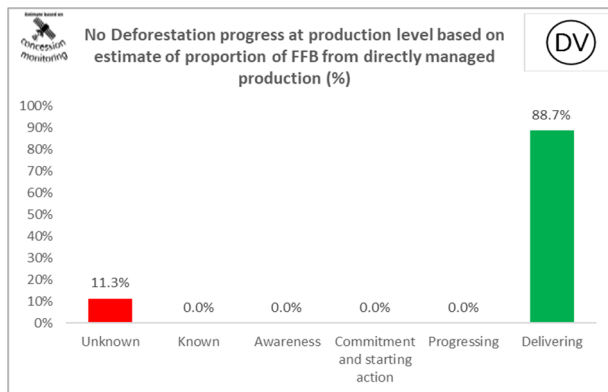
The IRF categorizes supplier mills into various pre-defined categories of progress, with a primary objective to evaluate the mills along the three respective pillars of Deforestation, Peat and Exploitation. The categorization process involves collection of data related to:

- i. Certification status
- ii. Monitoring and verification systems
- iii. Grievances
- iv. Sourcing information
- v. Progress on own estates and third-party supply

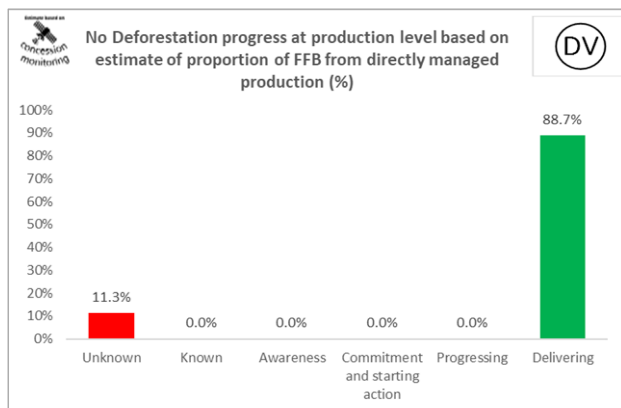
For more information on the NDPE Implementation Reporting Framework, please visit https://ndpeirf.files.wordpress.com/2020/05/ndpe-irf_summary.pdf

No Deforestation progress at production level based on estimate of proportion of FFB from directly managed production (%)

Palm

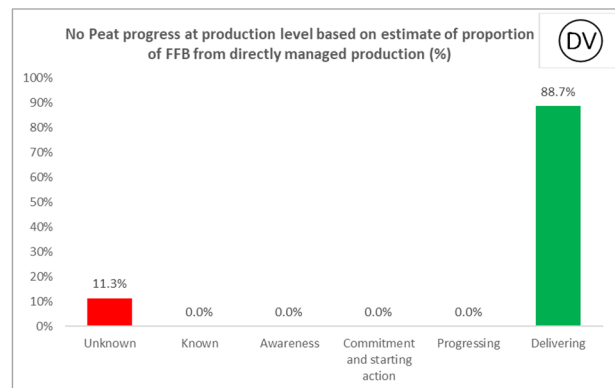


Lauric

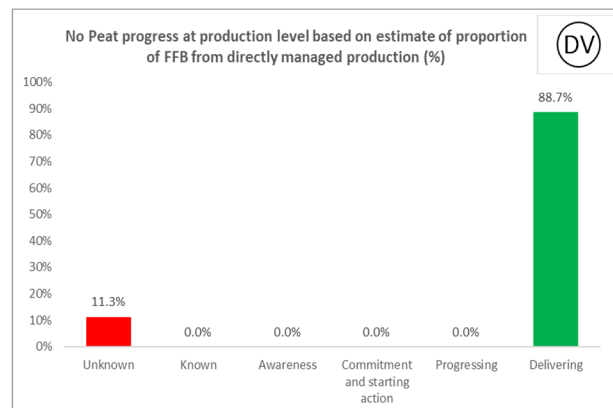


No Peat progress at production level based on estimate of proportion of FFB from directly managed production (%)

Palm



Lauric



*Externally verified by Control Union. Unique verification code: **CU2024WLMR**

*Wilmar reports IRF profiles on an annual basis. These profiles represent data basis FY2024.



NDPE Implementation Reporting Framework*
AWL Agri Business Ltd, Krishnapatnam

Wilmar has made significant improvements, which include transparently reporting progress on the implementation of various supply chain initiatives and activities. However, we also recognize there is a need for a clearer and consistent way to measure and communicate NDPE progress. Hence, since 2019, Wilmar has actively participated in the NDPE Implementation Reporting Framework (IRF), which is led by Proforest.

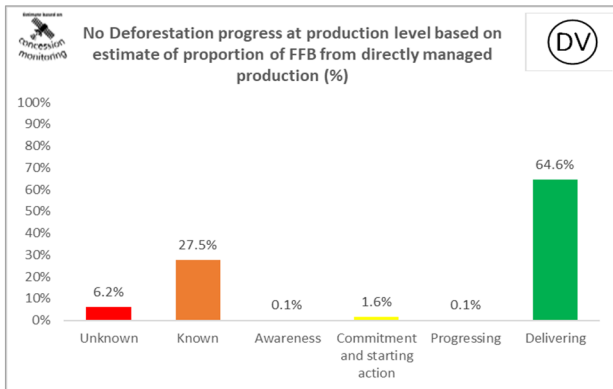
The IRF categorizes supplier mills into various pre-defined categories of progress, with a primary objective to evaluate the mills along the three respective pillars of Deforestation, Peat and Exploitation. The categorization process involves collection of data related to:

- i. Certification status
- ii. Monitoring and verification systems
- iii. Grievances
- iv. Sourcing information
- v. Progress on own estates and third-party supply

For more information on the NDPE Implementation Reporting Framework, please visit https://ndpeirf.files.wordpress.com/2020/05/ndpe-irf_summary.pdf

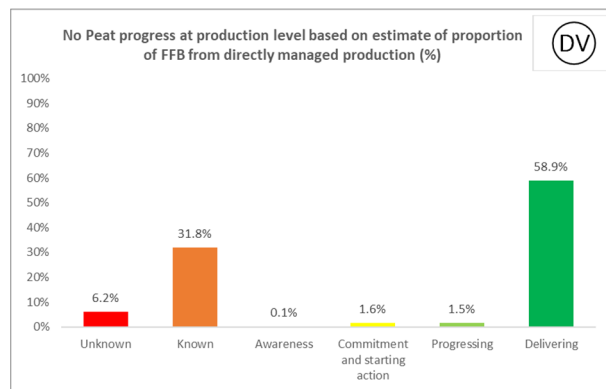
No Deforestation progress at production level based on estimate of proportion of FFB from directly managed production (%)

Palm



No Peat progress at production level based on estimate of proportion of FFB from directly managed production (%)

Palm



*Externally verified by Control Union. Unique verification code: **CU2024WLMR**

*Wilmar reports IRF profiles on an annual basis. These profiles represent data basis FY2024.



NDPE Implementation Reporting Framework*
AWL Agri Business Ltd, Mangalore

Wilmar has made significant improvements, which include transparently reporting progress on the implementation of various supply chain initiatives and activities. However, we also recognize there is a need for a clearer and consistent way to measure and communicate NDPE progress. Hence, since 2019, Wilmar has actively participated in the NDPE Implementation Reporting Framework (IRF), which is led by Proforest.

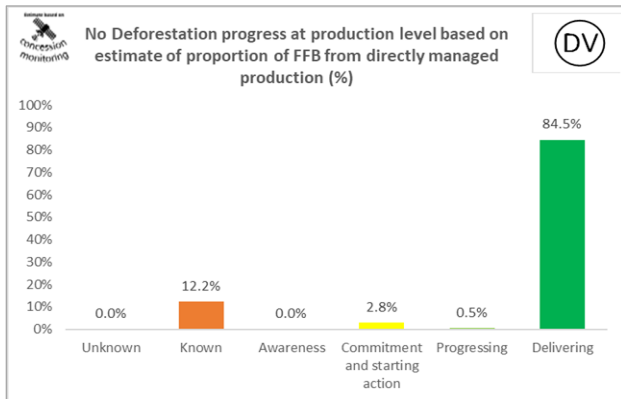
The IRF categorizes supplier mills into various pre-defined categories of progress, with a primary objective to evaluate the mills along the three respective pillars of Deforestation, Peat and Exploitation. The categorization process involves collection of data related to:

- i. Certification status
- ii. Monitoring and verification systems
- iii. Grievances
- iv. Sourcing information
- v. Progress on own estates and third-party supply

For more information on the NDPE Implementation Reporting Framework, please visit https://ndpeirf.files.wordpress.com/2020/05/ndpe-irf_summary.pdf

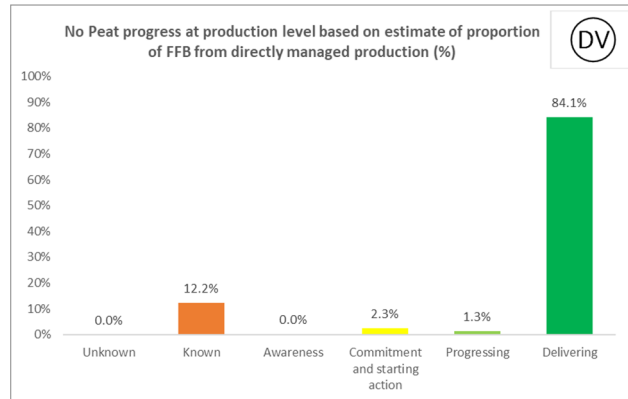
No Deforestation progress at production level based on estimate of proportion of FFB from directly managed production (%)

Palm



No Peat progress at production level based on estimate of proportion of FFB from directly managed production (%)

Palm



*Externally verified by Control Union. Unique verification code: **CU2024WLMR**

*Wilmar reports IRF profiles on an annual basis. These profiles represent data basis FY2024.



NDPE Implementation Reporting Framework*
AWL Agri Business Ltd, Mundra

Wilmar has made significant improvements, which include transparently reporting progress on the implementation of various supply chain initiatives and activities. However, we also recognize there is a need for a clearer and consistent way to measure and communicate NDPE progress. Hence, since 2019, Wilmar has actively participated in the NDPE Implementation Reporting Framework (IRF), which is led by Proforest.

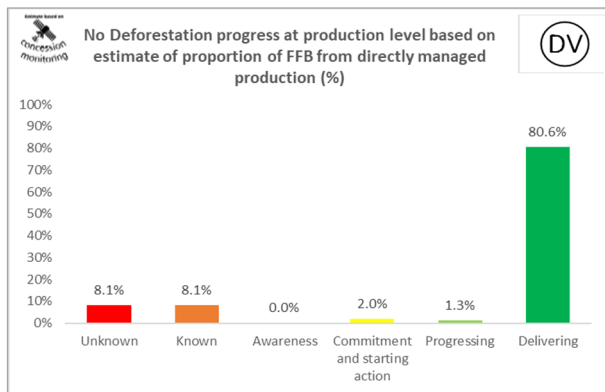
The IRF categorizes supplier mills into various pre-defined categories of progress, with a primary objective to evaluate the mills along the three respective pillars of Deforestation, Peat and Exploitation. The categorization process involves collection of data related to:

- i. Certification status
- ii. Monitoring and verification systems
- iii. Grievances
- iv. Sourcing information
- v. Progress on own estates and third-party supply

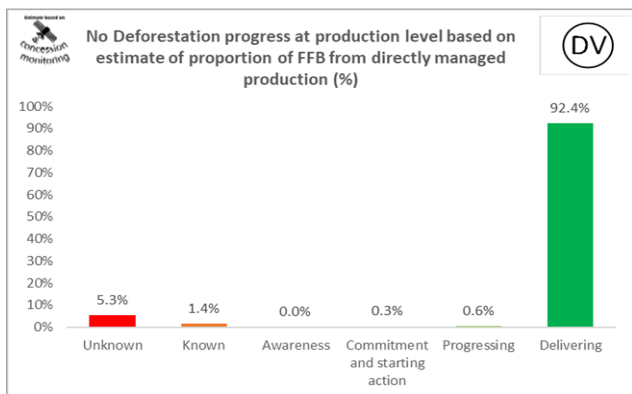
For more information on the NDPE Implementation Reporting Framework, please visit https://ndpeirf.files.wordpress.com/2020/05/ndpe-irf_summary.pdf

No Deforestation progress at production level based on estimate of proportion of FFB from directly managed production (%)

Palm

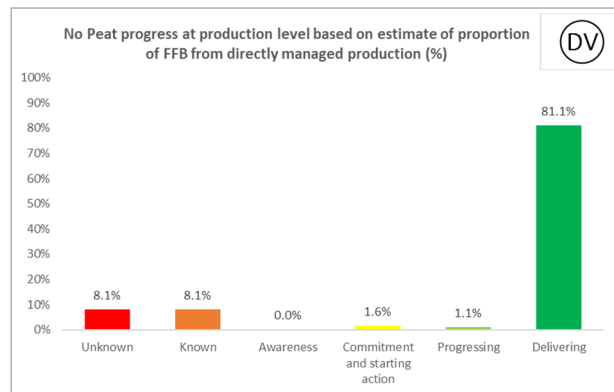


Lauric

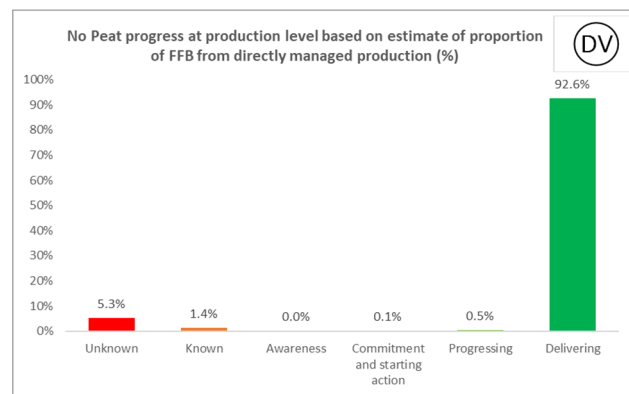


No Peat progress at production level based on estimate of proportion of FFB from directly managed production (%)

Palm



Lauric



*Externally verified by Control Union. Unique verification code: **CU2024WLMR**

*Wilmar reports IRF profiles on an annual basis. These profiles represent data basis FY2024.



NDPE Implementation Reporting Framework*
AWL Agri Business Ltd, Paradip

Wilmar has made significant improvements, which include transparently reporting progress on the implementation of various supply chain initiatives and activities. However, we also recognize there is a need for a clearer and consistent way to measure and communicate NDPE progress. Hence, since 2019, Wilmar has actively participated in the NDPE Implementation Reporting Framework (IRF), which is led by Proforest.

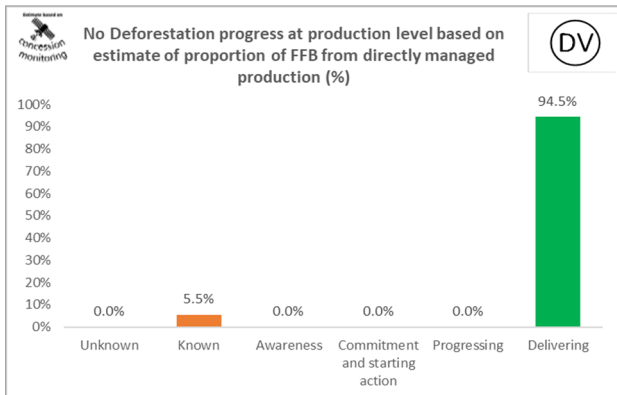
The IRF categorizes supplier mills into various pre-defined categories of progress, with a primary objective to evaluate the mills along the three respective pillars of Deforestation, Peat and Exploitation. The categorization process involves collection of data related to:

- i. Certification status
- ii. Monitoring and verification systems
- iii. Grievances
- iv. Sourcing information
- v. Progress on own estates and third-party supply

For more information on the NDPE Implementation Reporting Framework, please visit https://ndpeirf.files.wordpress.com/2020/05/ndpe-irf_summary.pdf

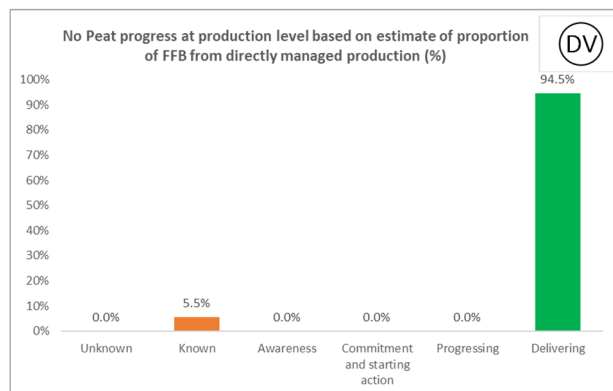
No Deforestation progress at production level based on estimate of proportion of FFB from directly managed production (%)

Palm



No Peat progress at production level based on estimate of proportion of FFB from directly managed production (%)

Palm



*Externally verified by Control Union. Unique verification code: **CU2024WLMR**

*Wilmar reports IRF profiles on an annual basis. These profiles represent data basis FY2024.



NDPE Implementation Reporting Framework*
AWL Agri Business Ltd, Panoli

Wilmar has made significant improvements, which include transparently reporting progress on the implementation of various supply chain initiatives and activities. However, we also recognize there is a need for a clearer and consistent way to measure and communicate NDPE progress. Hence, since 2019, Wilmar has actively participated in the NDPE Implementation Reporting Framework (IRF), which is led by Proforest.

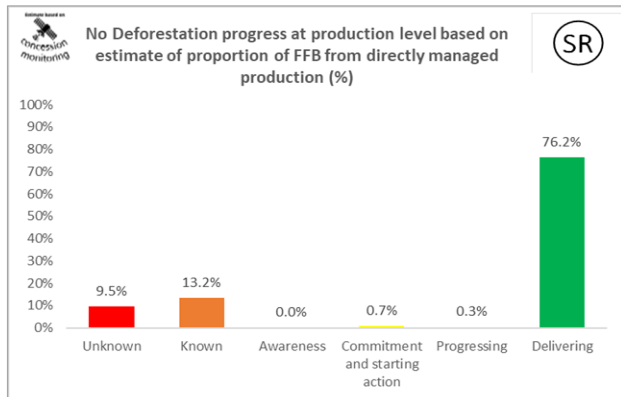
The IRF categorizes supplier mills into various pre-defined categories of progress, with a primary objective to evaluate the mills along the three respective pillars of Deforestation, Peat and Exploitation. The categorization process involves collection of data related to:

- i. Certification status
- ii. Monitoring and verification systems
- iii. Grievances
- iv. Sourcing information
- v. Progress on own estates and third-party supply

For more information on the NDPE Implementation Reporting Framework, please visit https://ndpeirf.files.wordpress.com/2020/05/ndpe-irf_summary.pdf

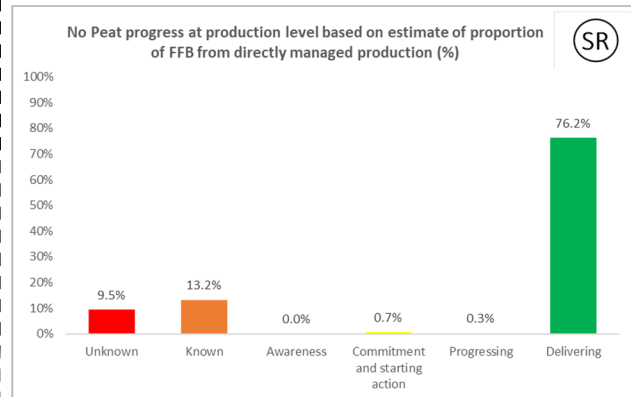
No Deforestation progress at production level based on estimate of proportion of FFB from directly managed production (%)

Lauric



No Peat progress at production level based on estimate of proportion of FFB from directly managed production (%)

Lauric





NDPE Implementation Reporting Framework*
K.T.V Health Foods Pvt Ltd

Wilmar has made significant improvements, which include transparently reporting progress on the implementation of various supply chain initiatives and activities. However, we also recognize there is a need for a clearer and consistent way to measure and communicate NDPE progress. Hence, since 2019, Wilmar has actively participated in the NDPE Implementation Reporting Framework (IRF), which is led by Proforest.

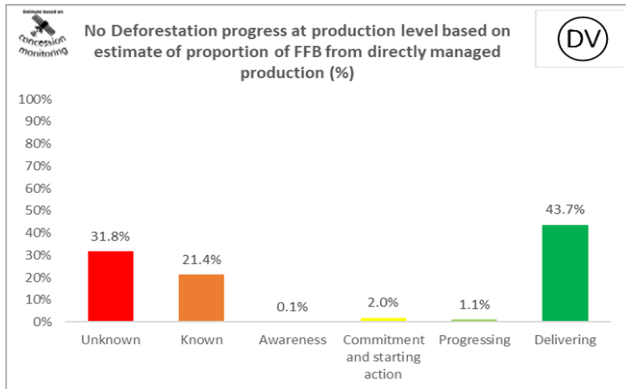
The IRF categorizes supplier mills into various pre-defined categories of progress, with a primary objective to evaluate the mills along the three respective pillars of Deforestation, Peat and Exploitation. The categorization process involves collection of data related to:

- i. Certification status
- ii. Monitoring and verification systems
- iii. Grievances
- iv. Sourcing information
- v. Progress on own estates and third-party supply

For more information on the NDPE Implementation Reporting Framework, please visit https://ndpeirf.files.wordpress.com/2020/05/ndpe-irf_summary.pdf

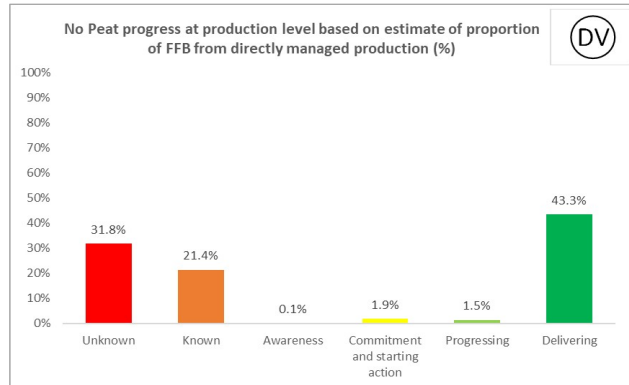
No Deforestation progress at production level based on estimate of proportion of FFB from directly managed production (%)

Palm



No Peat progress at production level based on estimate of proportion of FFB from directly managed production (%)

Palm



*Externally verified by Control Union. Unique verification code: **CU2024WLMR**

*Wilmar reports IRF profiles on an annual basis. These profiles represent data basis FY2024.