



Calofic Corporation, Vietnam
Traceability Summary - Supplies July 2024 - June 2025

| Refinery Details | | | | | |
|--------------------------|----------------------------------|-------------|------------|-------------|---------------------------------------------------------------------------------|
| Parent Name | Refinery Name | RSPO Status | Latitude | Longitude | Address |
| Wilmar International Ltd | Calofic Corporation – Quang Ninh | Yes - MB | 20.971983° | 107.053700° | Cai Lan Industrial Zone, Ha Long City, Quang Ninh Province, Vietnam |
| Wilmar International Ltd | Calofic Corporation – Hiep Phuoc | Yes - MB | 10.634170° | 106.764300° | Lot C21, Hiep Phuoc Industrial Zone, Nha Be District, Ho Chi Minh City, Vietnam |

Traceability to Mill

Traceable to Mill
Unknown*

Palm

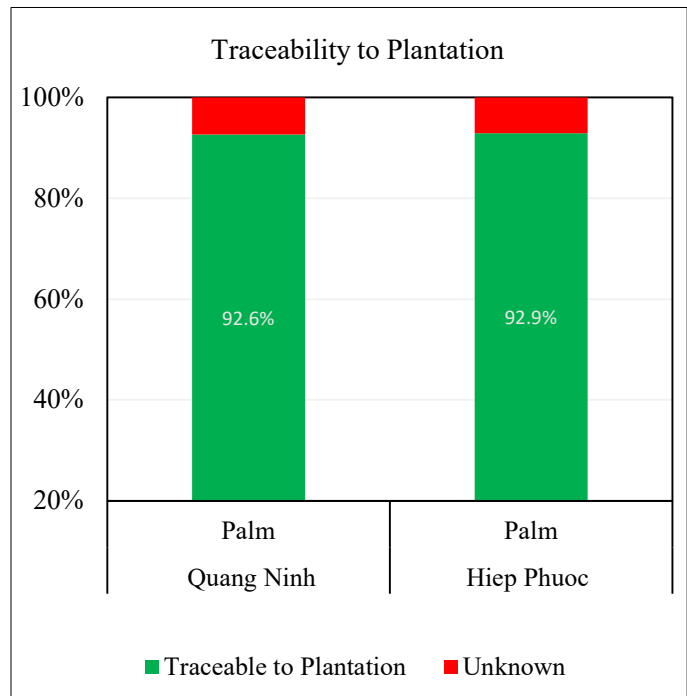
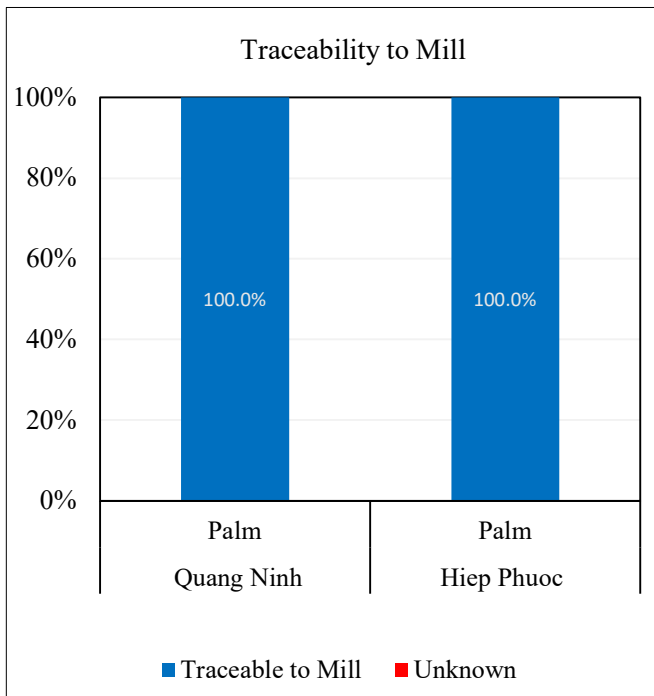
100.0%
0.0%

Traceability to Plantation

Traceable to Plantation
Unknown

Palm

92.9%
7.1%

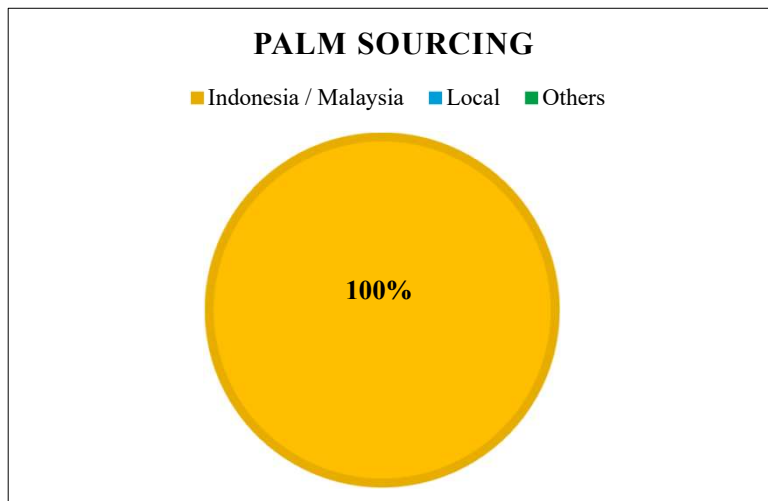


*Unknown unlisted

Supplying Wilmar refineries at source

| | Quang Ninh | Hiep Phuoc |
|---------------------------------------------|-------------------|-------------------|
| Bintulu Edible Oils Sdn Bhd | | x |
| Kuching Palm Oil Industries Sdn Bhd | | x |
| Lahad Datu Edible Oils Sdn Bhd | | x |
| PT Sinar Alam Permai, Palembang | x | x |
| PT Multimas Nabati Asahan, Kuala Tanjung | | x |
| Sandakan Edible Oils Sdn Bhd | x | x |
| TSH Wilmar Sdn Bhd, Kunak | x | x |
| Wilmar Nabati Indonesia, Pelintung | x | x |
| Wilmar Kuantan Edible Oils Sdn Bhd, Kuantan | | x |
| Wilmar Nabati Indonesia, Padang | x | x |

The charts below represent total volumes of palm products sourced from various origins into Vietnam in July 2024 - June 2025





NDPE Implementation Reporting Framework*
Calofic Corporation – Quang Ninh

Wilmar has made significant improvements, which include transparently reporting progress on the implementation of various supply chain initiatives and activities. However, we also recognize there is a need for a clearer and consistent way to measure and communicate NDPE progress. Hence, since 2019, Wilmar has actively participated in the NDPE Implementation Reporting Framework (IRF), which is led by Proforest.

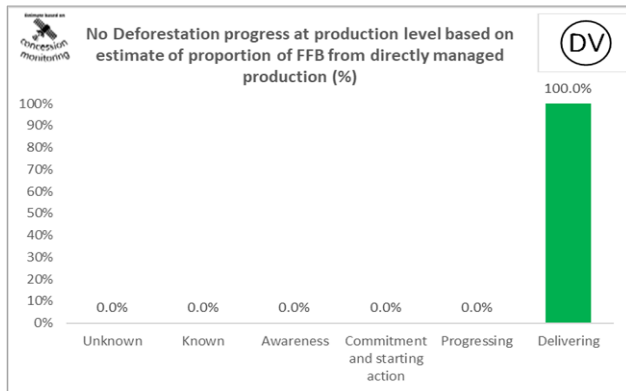
The IRF categorizes supplier mills into various pre-defined categories of progress, with a primary objective to evaluate the mills along the three respective pillars of Deforestation, Peat and Exploitation. The categorization process involves collection of data related to:

- i. Certification status
- ii. Monitoring and verification systems
- iii. Grievances
- iv. Sourcing information
- v. Progress on own estates and third-party supply

For more information on the NDPE Implementation Reporting Framework, please visit https://ndpeirf.files.wordpress.com/2020/05/ndpe-irf_summary.pdf

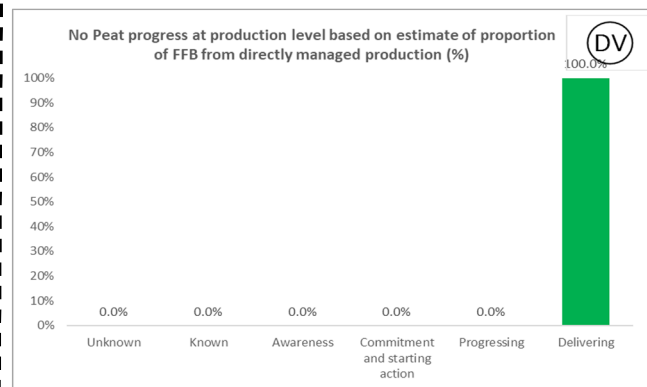
No Deforestation progress at production level based on estimate of proportion of FFB from directly managed production (%)

Palm



No Peat progress at production level based on estimate of proportion of FFB from directly managed production (%)

Palm



*Externally verified by Control Union. Unique verification code: **CU2024WLMR**

*Wilmar reports IRF profiles on an annual basis. These profiles represent data basis FY2024.



NDPE Implementation Reporting Framework*
Calofic Corporation – Hiep Phuoc

Wilmar has made significant improvements, which include transparently reporting progress on the implementation of various supply chain initiatives and activities. However, we also recognize there is a need for a clearer and consistent way to measure and communicate NDPE progress. Hence, since 2019, Wilmar has actively participated in the NDPE Implementation Reporting Framework (IRF), which is led by Proforest.

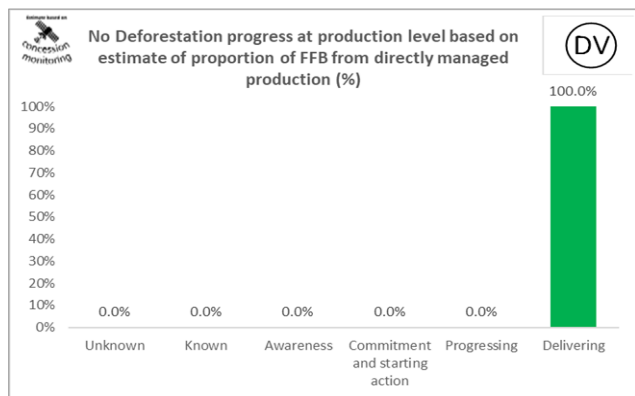
The IRF categorizes supplier mills into various pre-defined categories of progress, with a primary objective to evaluate the mills along the three respective pillars of Deforestation, Peat and Exploitation. The categorization process involves collection of data related to:

- i. Certification status
- ii. Monitoring and verification systems
- iii. Grievances
- iv. Sourcing information
- v. Progress on own estates and third-party supply

For more information on the NDPE Implementation Reporting Framework, please visit https://ndpeirf.files.wordpress.com/2020/05/ndpe-irf_summary.pdf

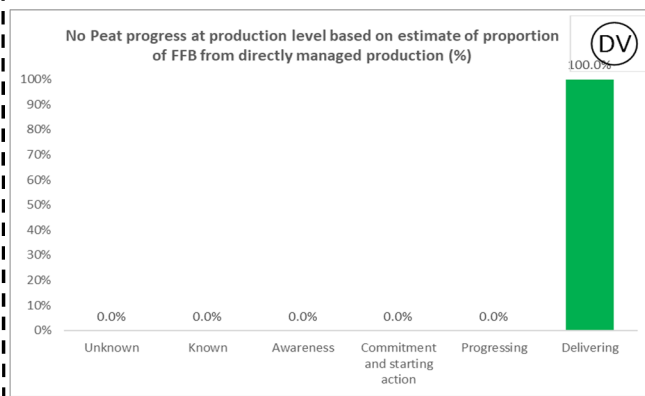
No Deforestation progress at production level based on estimate of proportion of FFB from directly managed production (%)

Palm



No Peat progress at production level based on estimate of proportion of FFB from directly managed production (%)

Palm



*Externally verified by Control Union. Unique verification code: **CU2024WLMR**

*Wilmar reports IRF profiles on an annual basis. These profiles represent data basis FY2024.