



**PT Wilmar Nabati Indonesia, Dumai**  
Traceability Summary - Supplies July 2024 - June 2025

Refinery Details					
Parent Name	Refinery Name	RSPO Status	Latitude	Longitude	Address
Wilmar International Ltd	PT Wilmar Nabati Indonesia, Dumai	No	1.684260°	101.454360°	Jl. Datuk Laksamana, Areal Pelabuhan Dumai Kelurahan Buluh Kasap, Kecamatan Dumai Timur, Dumai 28814, Indonesia

**Supplying mills (direct) according to region**

	Palm
Jambi	3
North Sumatra	1
Riau	2
<b>Total</b>	<b>6</b>

**Traceability to Mill**

	Palm
Traceable to Mill	100.0%
Unknown	0.0%

**Traceability to Plantation**

	Palm
Traceable to Plantation	71.8%
Unknown	28.2%

**No of Suppliers**

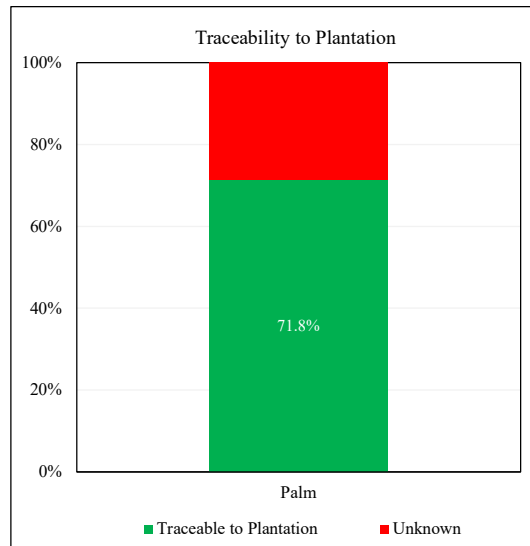
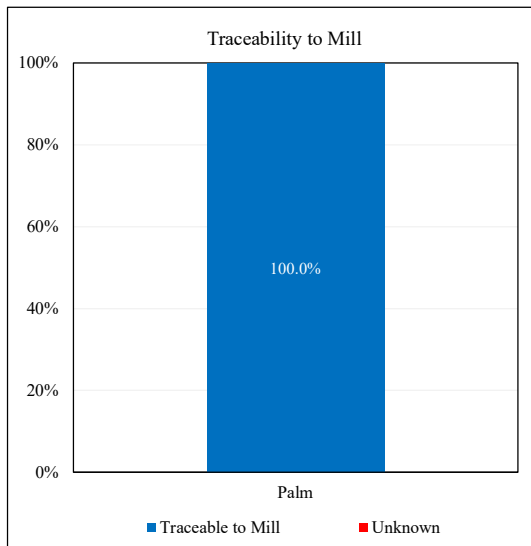
Wilmar owned mill	0
Supplying mills (direct)	6
Wilmar refineries	0
Others(refiners/traders/bulkers)	0

**Volume Percentage**

Wilmar owned mill	0.0%
Supplying mills (direct)	100.0%
Wilmar refineries	0.0%
Others(refiners/traders/bulkers)	0.0%

**No of Certified Mills**

RSPO	0
------	---





PT Wilmar Nabati Indonesia, Dumai  
(July 2024 - June 2025)

List of supplying mills (direct)

Parent company	Palm Oil Mill	UML ID	RSPO Status	Latitude	Longitude	Address	Palm
Agro Wijaya Industri	Agro Wijaya Industri	PO1000008386	No	-1.761472°	102.244000°	Ds. Koto Royo, Kec. Tabir Kab. Merangin, Jambi	x
Indah Group	Kharisma Wirajaya Palma	PO1000010794	No	0.825360°	100.915250°	Danau Lancang, Tapung Hulu, Kabupaten Kampar, Riau	x
Mitrasari Prima	Mitrasari Prima	PO1000007464	No	0.136310°	101.705030°	Desa Segati Km.21 Kec. Langgam Kab. Pelalawan, Riau	x
Mutiaranusa Agro Sejahtera	Mutiaranusa Agro Sejahtera	PO1000007662	No	2.264850°	99.764030°	Aek Kota Batu, Labuhan Batu Utara, North Sumatra	x
Persada Alam Jaya	Persada Alam Jaya	PO1000008618	No	-1.045188°	102.888857°	Jalan Lintas Timur KM 192, Suban, Batang Asam, Kab. Tanjung Jabung Barat, Prov. Jambi	x
Sin Tek Huat	Trimitra Lestari	PO1000004432	No	-1.068730°	103.165070°	Ds.Tebing Tinggi, Kec.Tungkal Ulu,Tg.Jabung Barat, Jambi	x

TOTAL TRACEABLE PALM/LAURIC MILLS (DIRECT)	6
TOTAL UNTRACEABLE PALM/LAURIC MILLS (DIRECT)	0
TOTAL EXCLUSIVE MILLS	6
TOTAL WILMAR REFINERIES	0
TOTAL THIRD PARTY REFINERIES	0
TOTAL TRADERS/BULKERS	0

\*Considered untraceable

i) Exact supplying mill unknown

ii) Does not meet Wilmar's traceability criteria

\*\*Unknown

\*\*\* Indirect mills listed represent mills supplied to Wilmar's third-party refineries, traders and/or bulkers

Wilmar makes no representation or warranty as to the accuracy and completeness of any third party information contained herein. Any third party information obtained from this document, intended for use or inclusion in any other document, should be independently verified prior to its use or inclusion.

Last Updated : 24 Oct 2025



**NDPE Implementation Reporting Framework\***  
PT Wilmar Nabati Indonesia, Dumai

Wilmar has made significant improvements, which include transparently reporting progress on the implementation of various supply chain initiatives and activities. However, we also recognize there is a need for a clearer and consistent way to measure and communicate NDPE progress. Hence, since 2019, Wilmar has actively participated in the NDPE Implementation Reporting Framework (IRF), which is led by Proforest.

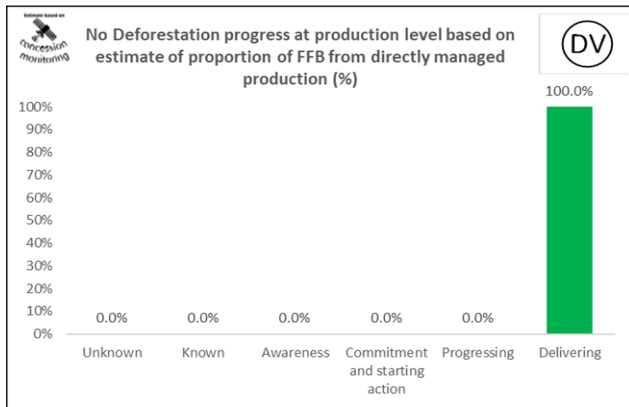
The IRF categorizes supplier mills into various pre-defined categories of progress, with a primary objective to evaluate the mills along the three respective pillars of Deforestation, Peat and Exploitation. The categorization process involves collection of data related to:

- i. Certification status
- ii. Monitoring and verification systems
- iii. Grievances
- iv. Sourcing information
- v. Progress on own estates and third-party supply

For more information on the NDPE Implementation Reporting Framework, please visit [https://ndpeirf.files.wordpress.com/2020/05/ndpe-irf\\_summary.pdf](https://ndpeirf.files.wordpress.com/2020/05/ndpe-irf_summary.pdf)

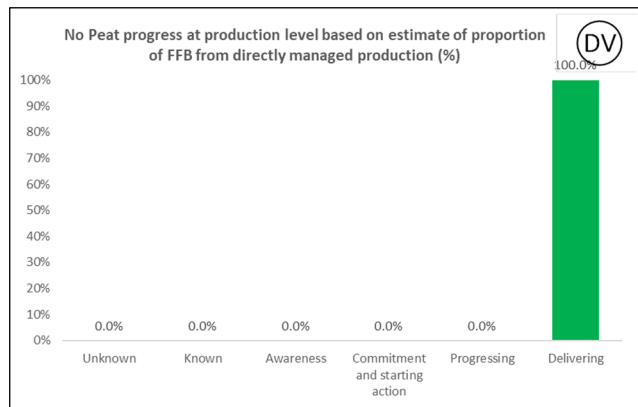
**No Deforestation progress at production level based on estimate of proportion of FFB from directly managed production (%)**

**Palm**



**No Peat progress at production level based on estimate of proportion of FFB from directly managed production (%)**

**Palm**



\*Externally verified by Control Union. Unique verification code: **CU2024WLMR**

\*Wilmar reports IRF profiles on an annual basis. These profiles represent data basis FY2024.