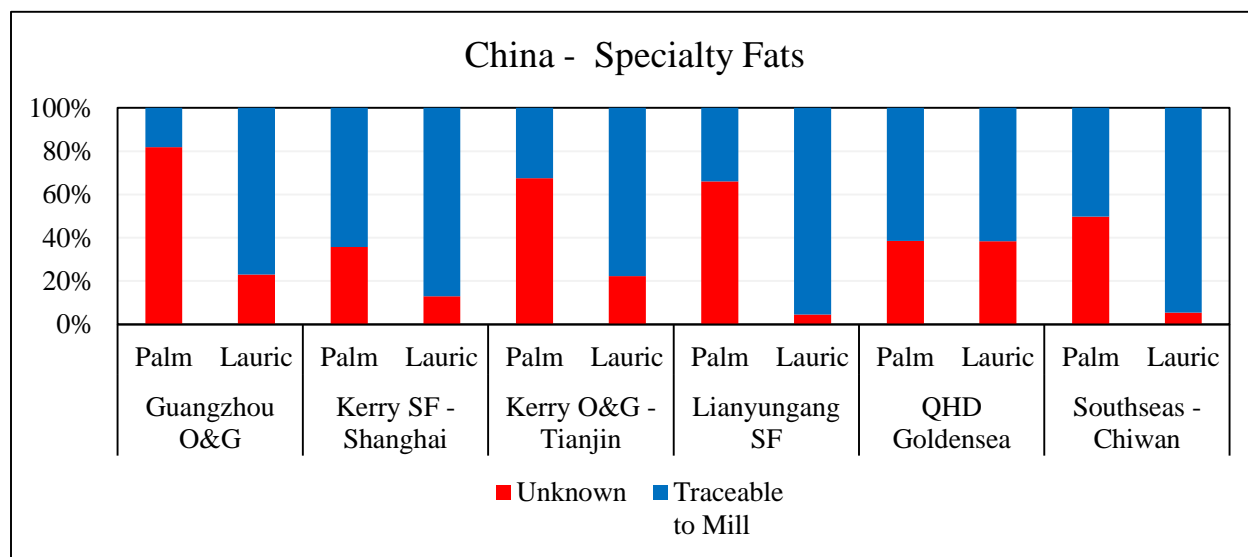




China - Specialty Fats

Traceability Summary - Supplies April 2015 - March 2016

Overall Traceability	Palm	Lauric
Unknown*	66.5%	16.6%
Traceable to mill	33.5%	83.4%

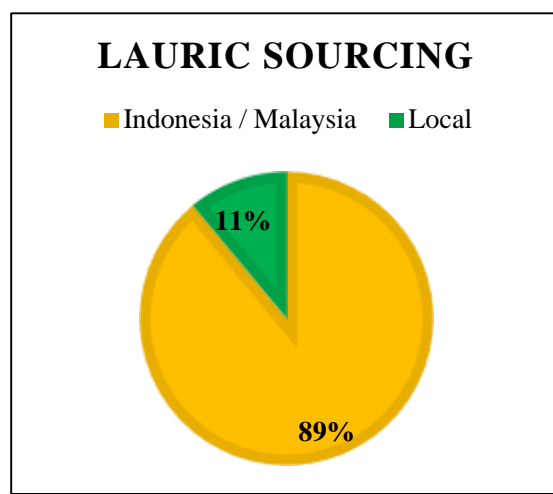
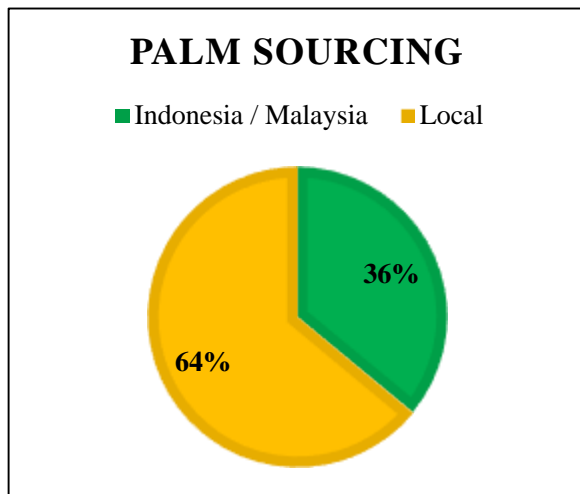


*Unknown unlisted

Supplying Wilmar refineries at source

	Guangzhou O&G	Kerry SF - Shanghai	Kerry O&G - Tianjin	Lianyungang SF	QHD Goldensea	Southseas - Chiwan
BEO, Bintulu	x	x	x	x	x	x
LDEO, Lahad Datu			x		x	x
PGEO, Pasir Gudang						x
SEO, Sandakan	x	x	x	x	x	x
TSHW, Kunak	x	x	x	x	x	x
MNA, Kuala Tanjung	x	x	x	x		x
MNS, Bitung					x	x
WINA, Dumai		x	x	x		
WINA, Gresik	x	x	x		x	x
WINA, Padang		x				
WINA, Pelintung	x		x		x	
Kerry SF - Shanghai						x

The charts below represent total volumes of palm and lauric products sourced from various origins into China in April 2015 – March 2016:



Last Updated : 27 Jul 2016