



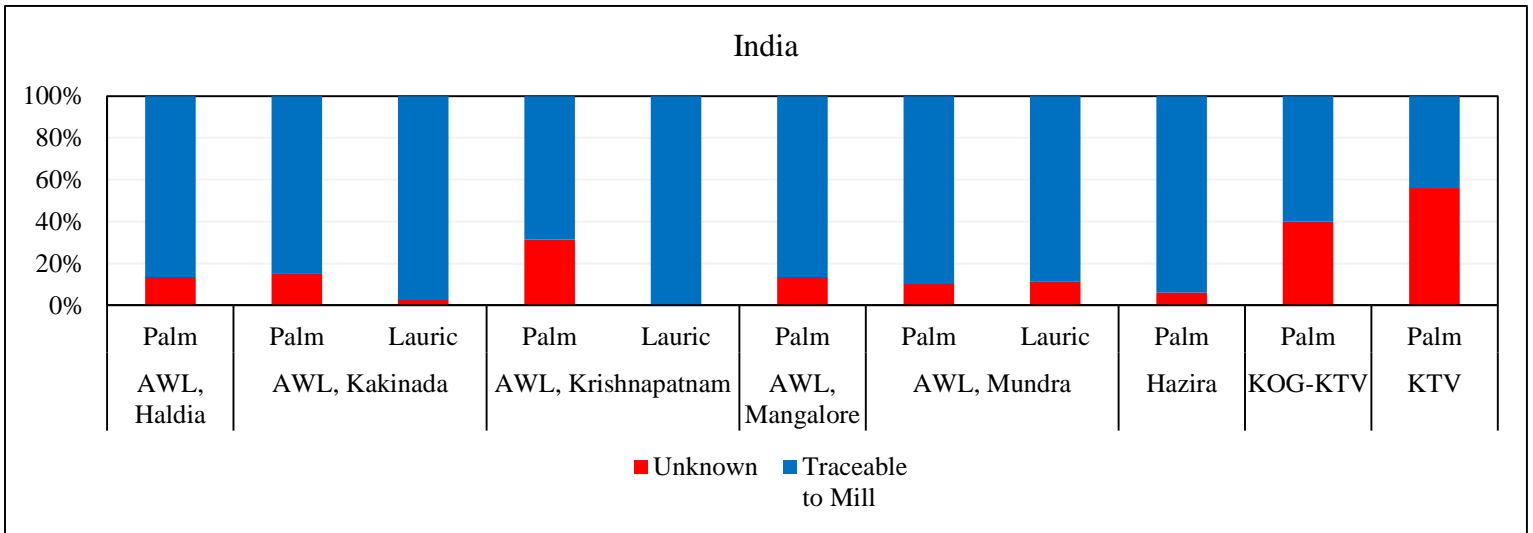
Adani Wilmar Limited, India

Traceability Summary - Supplies July 2015 - June 2016

Refinery Details					
Parent Name	Refinery Name	RSPO Status	Latitude	Longitude	Address
Adani Wilmar Ltd	Adani Wilmar Ltd, Haldia	Yes – SG/MB	22.0300°	88.0600°	JL No. 149, Debhog HPL, 721657 Haldia - West Bengal, India
Adani Wilmar Ltd	Adani Wilmar Ltd, Kakinada	Yes – SG/MB	16.933333°	82.216666°	Suryarao peta (via), 3 APSP Camp (SO), Thammavaram Post, Kakinada – 533005, Andhra Pradesh, India
Adani Wilmar Ltd	Adani Wilmar Ltd, Krishnapatnam	Yes – SG/MB	14.25744°	80.05436°	Survey No 292 & 317, Pantapalam Village, Muthukuru Mandal, Sri Pottisriramulu, Nellore 524 323, Andhra Pradesh, India
Adani Wilmar Ltd	Adani Wilmar Ltd, Mangalore	Yes – SG/MB	12.951944°	74.8325°	Survey no 5,6,7&11, Baikampady Industrial Area, Mangalore - 575011, Karnataka - India
Adani Wilmar Ltd	Adani Wilmar Ltd, Mundra	Yes – SG/MB	22.824833°	69.699472°	Post Box No.2, Village: Dhrub, Taluka Mundra- 370421, District Kutch, Gujarat, India
KOG – KTV Foodstuffs Pvt Ltd	KOG – KTV Foodstuffs Pvt Ltd	No	8.823431°	78.149692°	C-85, 2nd Main Road, SIPCOT, Tuticorin-628008, Tamil Nadu, India
K.T.V Health Foods Pvt Ltd	K.T.V Health Foods Pvt Ltd	No	13.133842°	80.244234°	7/3, Arul Nagar Salai, Kodungaiyur, Chennai-600118, Tamil Nadu, India.
			13.4393138°	80.0396597°	B-69, SIPCOT, Gumudipoondi, Chennai - 601201, Tamil Nadu, India

Bulking Terminal Details					
Parent Name	Bulking Facility Name	RSPO Status	Latitude	Longitude	Address
Adani Hazira Port Pvt Limited	Adani Hazira Port Pvt. Limited	No	21.0895°	72.6265°	Hazira By Pass Road, Hazira LNG Terminal, Hazira via Surat, District - Surat. Gujarat – INDIA

Overall Traceability	Palm	Lauric
Unknown*	23.6%	5.7%
Traceable to mill	76.4%	94.3%

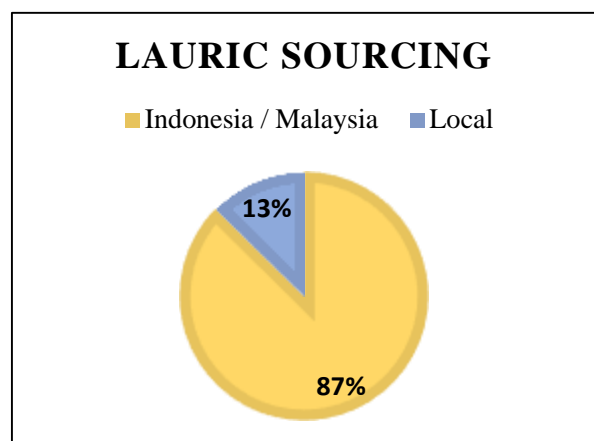
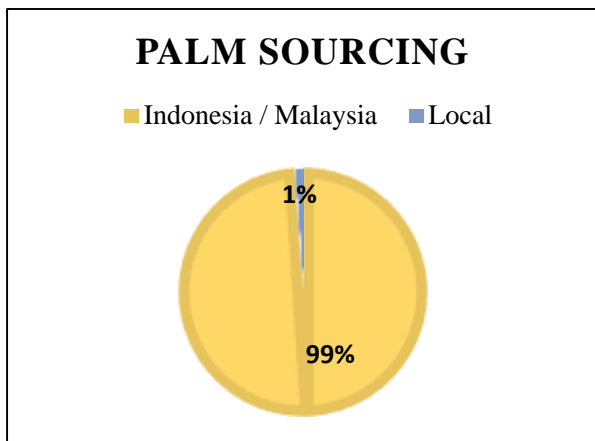


*Unknown unlisted

Supplying Wilmar refineries at source

	AWL, Haldia	AWL, Kakinada	AWL, Krishnapatnam	AWL, Mangalore	AWL, Mundra	Hazira	KOG-KTV	KTV
BEO, Bintulu	x	x	x	x	x	x	x	x
PGEO, Lumut				x			x	x
SEO, Sandakan				x	x		x	
TSHW, Kunak		x	x	x	x	x		
WEO, Butterworth					x			
MNA, Kuala Tanjung	x	x			x			x
SAP, Palembang	x						x	
WINA, Balikpapan							x	
WINA, Dumai	x			x	x			x
WINA, Gresik				x	x			
WINA, Padang	x	x	x	x	x	x	x	x
WINA, Pelintung	x				x		x	x

The charts below represent total volumes of palm and lauric products sourced from various origins into India in July 2015 – June 2016:



Last Updated : 27 Oct 2016