

China Food

Traceability Summary - Supplies July 2023 - June 2024

Refinery Details					
Parent Name	Refinery Name	RSPO Status	Latitude	Longitude	Address
Wilmar International Ltd	Greatocean Oils & Grains Industries (Fangchenggang) Co., Ltd	Yes - MB	21.601608°	108.338098°	No.1 Chuhai Avenue, Port District, Fangchenggang, 538000, Guangxi, China
Wilmar International Ltd	Yijiang (Zhangjiagang) Oils & Grains Industries Co., Ltd	Yes - MB	31.964460°	120.436780°	No 1, Baodao Road, Jingang Town, Zhangjiagang, Jiangsu, 215600, China
Wilmar International Ltd	Kerry Oils & Grains (Tianjin) Ltd	Yes - MB; SG	39.00820°	117.75974°	No.95 Jinbin Road, Free Trade Zone,Tianjin Port China
Wilmar International Ltd	Qinhuangdao Goldensea Grain & Oil Industry Co., Ltd	Yes - MB	39.91591°	119.59782°	No.35 Haibin Road Haigang District, Qinhuangdao Hebei Province 066002, P.R.China
Wilmar International Ltd	Qinhuangdao Goldensea Specialty Oils & Fats Industries Co., Ltd	Yes - MB	39.91591°	119.59782°	No.35 Haibin Road Haigang District, Qinhuangdao Hebei Province 066002, P.R.China
Wilmar International Ltd	Shanghai Kerry Food Industries Co.,Ltd	Yes – SG / MB	31.34171°	121.61747°	118 Gaodong Rd, Pudong New District, Shanghai, China
Wilmar International Ltd	Shanghai Kerry Oils & Grains Industrial Co., Ltd	Yes - SG, MB	31.339590°	121.621700°	No. 168, Dongtang Road 201208 Pudong New District, Shanghai, China
Wilmar International Ltd	Southseas Oils & Fats Industrial (Chiwan) Ltd	Yes - MB	22.472673°	113.878982°	No. 15, Right Fortress Road, Chiwan Shekou Shenzhen P. R. China Post Code: 518068
Wilmar International Ltd	Yihai (Guanghan) Oils, Grains & Foodstuffs Co., Ltd	Yes - MB	30.979531°	104.272395°	No. 80, 1 Section, Xiangtan Road, Economic Development Zone, Guanghan, Sichuan Province, P.R. China
Wilmar International Ltd	Yihai (Guangzhou) Oils & Grains Industries Co., Ltd	Yes - MB; SG	23.04953°	113.51616°	No.2, Dongjiang Avenue West Section of Guangzhou Economic & Technological Development District, Guangzhou, China
Wilmar International Ltd	Yihai (Lianyungang) Oils & Grains Industries Co., Ltd	Yes - MB	34.723672°	119.303594°	No. 1, Huanghaidadao East Road, Economic & Technological Development Zone (Lianyungang Area, China (Jiangsu) Pilot Free Trade Zone), Lianyungang City, Jiangsu Province, China
Wilmar International Ltd	Yihai (Lianyungang) Speciality Fats Industries Co.Ltd	Yes - MB; SG	34.72450°	119.29767°	No.1, East Road, Huanghai Avenue, Economic & Technology Development Zone, Lianyungang, Jiangsu Province, P.R. China
Wilmar International Ltd	Yihai Kerry (Wuhan) Oils & Grains Industries Co., Ltd	Yes - MB	30.600092°	114.139465°	Cihui Farm Liangzhongzhan, Westeast Lake District, 430040 Wuhan Hubei, China

Traceability to Mill

Traceable to Mill

Unknown*

Palm

97.1%

2.9%

Lauric

99.3%

0.7%

Traceability to Plantation

Traceable to Plantation

Unknown

Palm

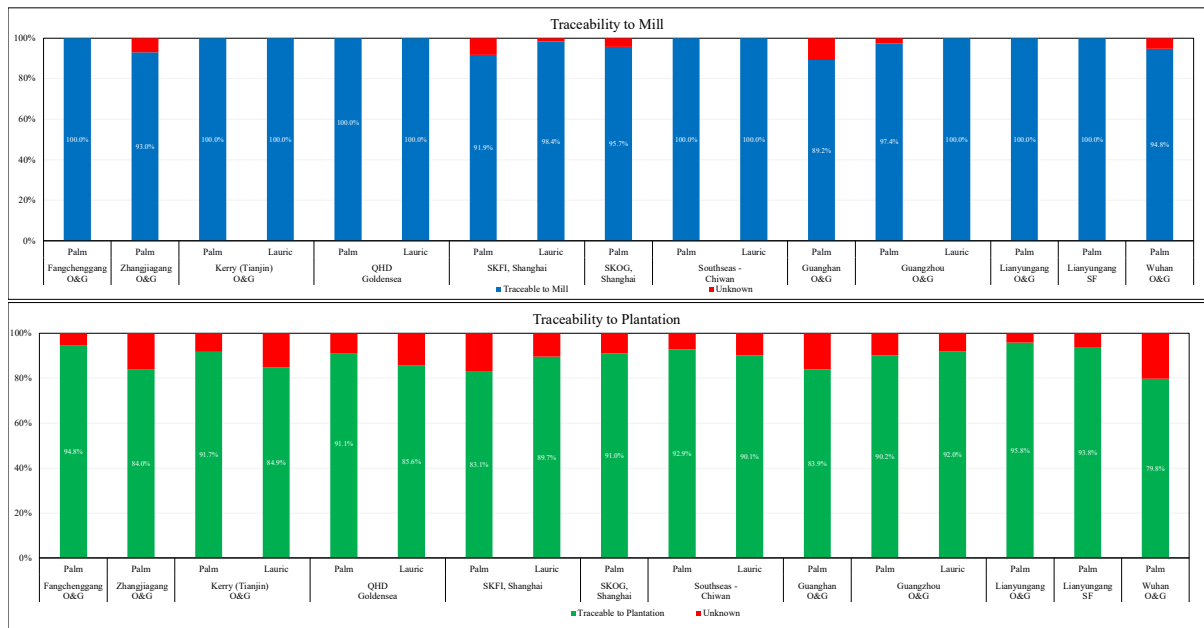
89.4%

10.6%

Lauric

89.4%

10.6%



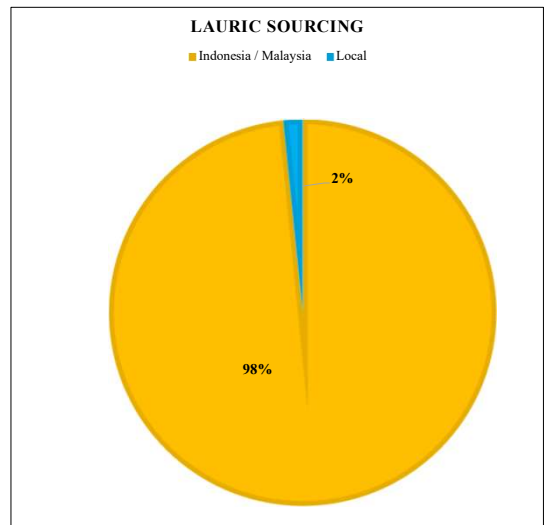
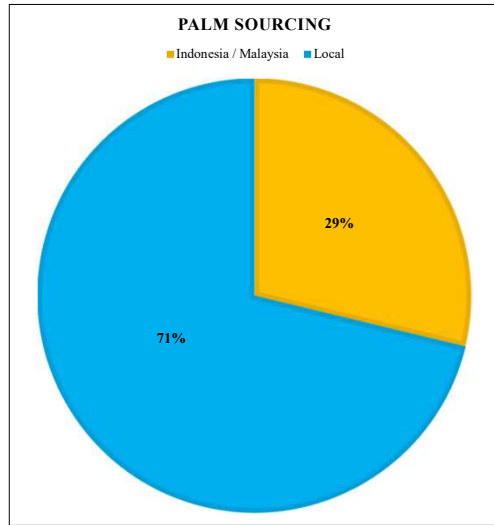
Supplying Wilmar refineries at source & destinations

Refinery	Fangchenggang O&G	Zhangjiagang O&G	Kerry (Tianjin) O&G	QHD G&O	QHD Goldensea	SKFI, Shanghai	SKOG, Shanghai	Southscas - Chiwan	Guanghan O&G	Guangzhou O&G	Lianyungang O&G	Lianyungang SF	Wuhan O&G
BEO, Bintulu	X	X	X			X		X	X	X		X	
LDEO, Lahad Datu			X	X	X	X	X	X		X	X	X	X
MNA, Kuala Tanjung	X		X						X	X			X
MNS, Bitung						X		X		X			
PGEO, Lumut		X	X		X	X			X			X	
SAP, Palembang	X		X					X		X			
SEO, Sandakan		X	X		X	X		X	X	X	X	X	X
TSHW, Kunak		X	X	X	X	X	X	X		X	X	X	
WINA, Dumai					X								
WINA, Gresik			X		X								
WINA, Padang	X								X	X			X
WINA, Pelintung	X	X	X					X		X		X	
WKEO, Kuantan		X				X						X	

Supplying third party refineries at source

Refinery	Fangchenggang O&G	Zhangjiagang O&G	Kerry (Tianjin) O&G	QHD G&O	QHD Goldensea	SKFI, Shanghai	SKOG, Shanghai	Southscas - Chiwan	Guanghan O&G	Guangzhou O&G	Lianyungang O&G	Lianyungang SF	Wuhan O&G
FGV Refineries Sdn Bhd - Kuantan Oil Products		X							X				
Genting Musimmas Refinery Sdn Bhd		X											
IOI Edible Oils Sdn Bhd		X			X				X		X	X	X
Mewah Datu Sdn Bhd		X	X	X		X	X		X	X	X	X	X
PT. Adhitya Serayakorita													X
PT. Agro Makmur Raya		X							X	X	X	X	X
PT. Inti Benua Perkasatama, Lubuk Gaung			X			X			X	X			X
PT. Inti Benua Perkasatama, Pelabuhan		X						X	X	X			
PT. Ivo Mas Tunggal		X					X						X
PT. Kutai Refinery Nusantara		X	X			X	X	X	X	X	X	X	X
PT. LDC East Indonesia, Balikpapan			X									X	
PT. Musim Mas, Batam							X	X	X				X
PT. Musim Mas, Belawan										X			
PT. Padang Raya Cakrawala		X											
PT. Pelita Agung Agrindustri									X				
PT. Sari Dumai Oleo										X			
PT. Sari Dumai Sejati										X			
PT. SMART, Belawan						X	X						
PT. SMART, Tarjun		X				X	X			X			
PT. Tanjung Sarana Lestari		X	X			X	X		X	X			X
PT. Wira Inno Mas						X						X	
SOP Edible Oils Sdn Bhd							X		X				X

The charts below represent total volumes of palm products sourced from various origins into China in July 2023 - June 2024



Last Updated: 27 Dec 2024



NDPE Implementation Reporting Framework*
 Greatocean Oils & Grains Industries (Fangchenggang) Co., Ltd

Wilmar has made significant improvements, which include transparently reporting progress on the implementation of various supply chain initiatives and activities. However, we also recognize there is a need for a clearer and consistent way to measure and communicate NDPE progress. Hence, since 2019, Wilmar has actively participated in the NDPE Implementation Reporting Framework (IRF), which is led by Proforest.

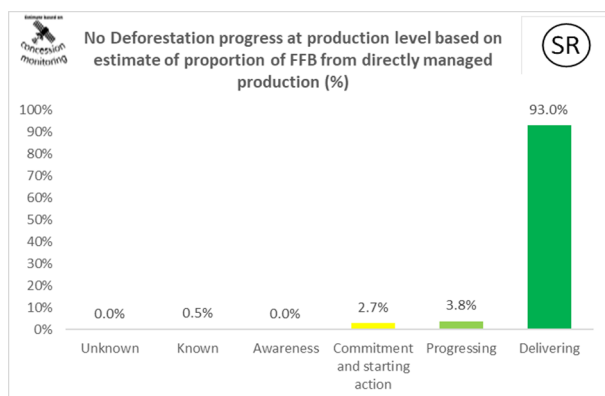
The IRF categorizes supplier mills into various pre-defined categories of progress, with a primary objective to evaluate the mills along the three respective pillars of Deforestation, Peat and Exploitation. The categorization process involves collection of data related to:

- i. Certification status
- ii. Monitoring and verification systems
- iii. Grievances
- iv. Sourcing information
- v. Progress on own estates and third-party supply

For more information on the NDPE Implementation Reporting Framework, please visit https://ndpeirf.files.wordpress.com/2020/05/ndpe-irf_summary.pdf

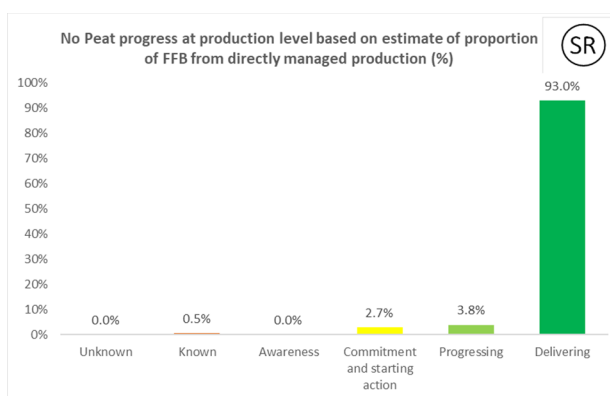
No Deforestation progress at production level based on estimate of proportion of FFB from directly managed production (%)

Palm



No Peat progress at production level based on estimate of proportion of FFB from directly managed production (%)

Palm



*Wilmar reports IRF profiles on an annual basis. These profiles represent data basis FY2023.



NDPE Implementation Reporting Framework*
Yijiang (Zhangjiagang) Oils & Grains Industries Co., Ltd

Wilmar has made significant improvements, which include transparently reporting progress on the implementation of various supply chain initiatives and activities. However, we also recognize there is a need for a clearer and consistent way to measure and communicate NDPE progress. Hence, since 2019, Wilmar has actively participated in the NDPE Implementation Reporting Framework (IRF), which is led by Proforest.

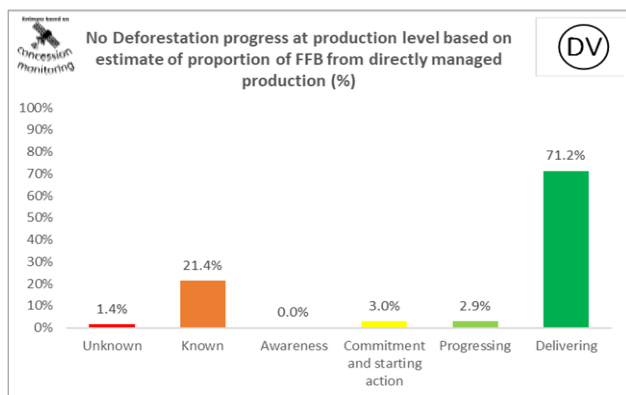
The IRF categorizes supplier mills into various pre-defined categories of progress, with a primary objective to evaluate the mills along the three respective pillars of Deforestation, Peat and Exploitation. The categorization process involves collection of data related to:

- i. Certification status
- ii. Monitoring and verification systems
- iii. Grievances
- iv. Sourcing information
- v. Progress on own estates and third-party supply

For more information on the NDPE Implementation Reporting Framework, please visit https://ndpeirf.files.wordpress.com/2020/05/ndpe-irf_summary.pdf

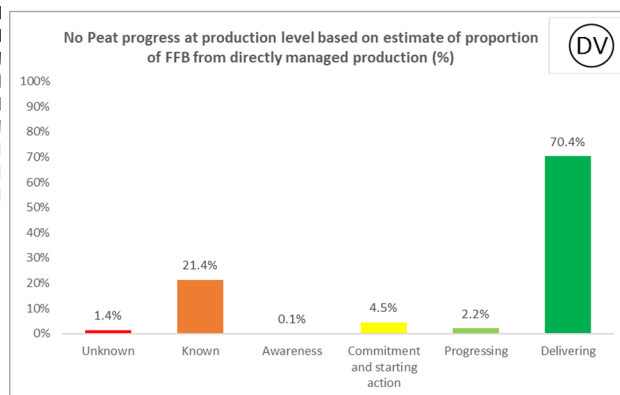
No Deforestation progress at production level based on estimate of proportion of FFB from directly managed production (%)

Palm



No Peat progress at production level based on estimate of proportion of FFB from directly managed production (%)

Palm



*Externally verified by Control Union. Unique verification code: [CU2023WLMR](#)

*Wilmar reports IRF profiles on an annual basis. These profiles represent data basis FY2023.



NDPE Implementation Reporting Framework*

Kerry Oils & Grains (Tianjin) Ltd

Wilmar has made significant improvements, which include transparently reporting progress on the implementation of various supply chain initiatives and activities. However, we also recognize there is a need for a clearer and consistent way to measure and communicate NDPE progress. Hence, since 2019, Wilmar has actively participated in the NDPE Implementation Reporting Framework (IRF), which is led by Proforest.

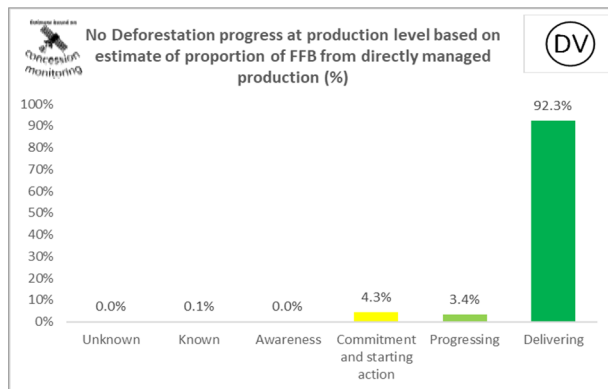
The IRF categorizes supplier mills into various pre-defined categories of progress, with a primary objective to evaluate the mills along the three respective pillars of Deforestation, Peat and Exploitation. The categorization process involves collection of data related to:

- i. Certification status
- ii. Monitoring and verification systems
- iii. Grievances
- iv. Sourcing information
- v. Progress on own estates and third-party supply

For more information on the NDPE Implementation Reporting Framework, please visit https://ndpeirf.files.wordpress.com/2020/05/ndpe-irf_summary.pdf

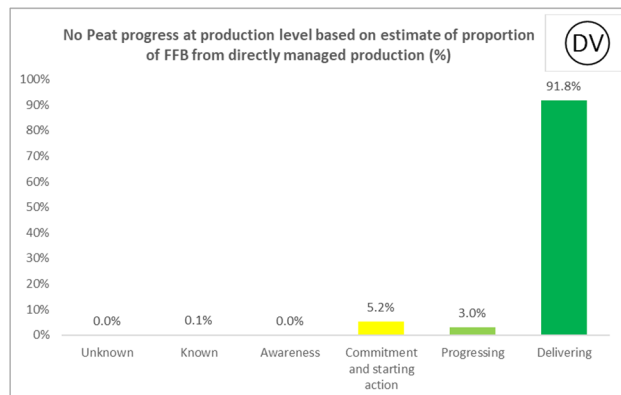
No Deforestation progress at production level based on estimate of proportion of FFB from directly managed production (%)

Palm

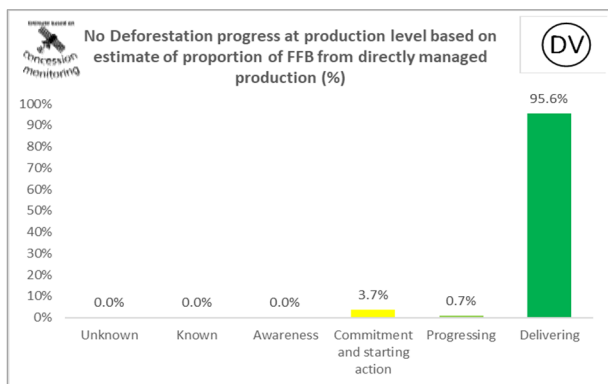


No Peat progress at production level based on estimate of proportion of FFB from directly managed production (%)

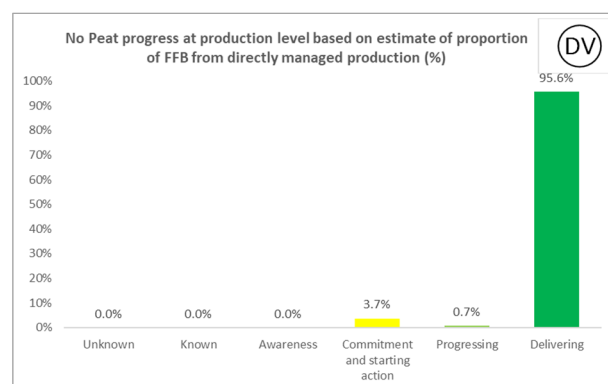
Palm



Lauric



Lauric



*Externally verified by Control Union. Unique verification code: **CU2023WLMR**

*Wilmar reports IRF profiles on an annual basis. These profiles represent data basis FY2023.

Last Updated: 26 Apr 2024



NDPE Implementation Reporting Framework*
Qinhuangdao Goldensea Grain & Oil Industry Co., Ltd

Wilmar has made significant improvements, which include transparently reporting progress on the implementation of various supply chain initiatives and activities. However, we also recognize there is a need for a clearer and consistent way to measure and communicate NDPE progress. Hence, since 2019, Wilmar has actively participated in the NDPE Implementation Reporting Framework (IRF), which is led by Proforest.

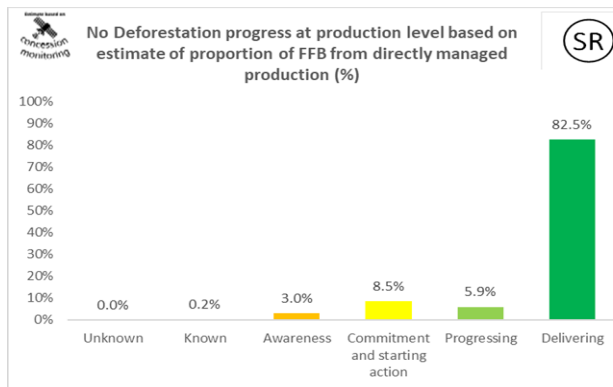
The IRF categorizes supplier mills into various pre-defined categories of progress, with a primary objective to evaluate the mills along the three respective pillars of Deforestation, Peat and Exploitation. The categorization process involves collection of data related to:

- i. Certification status
- ii. Monitoring and verification systems
- iii. Grievances
- iv. Sourcing information
- v. Progress on own estates and third-party supply

For more information on the NDPE Implementation Reporting Framework, please visit https://ndpeirf.files.wordpress.com/2020/05/ndpe-irf_summary.pdf

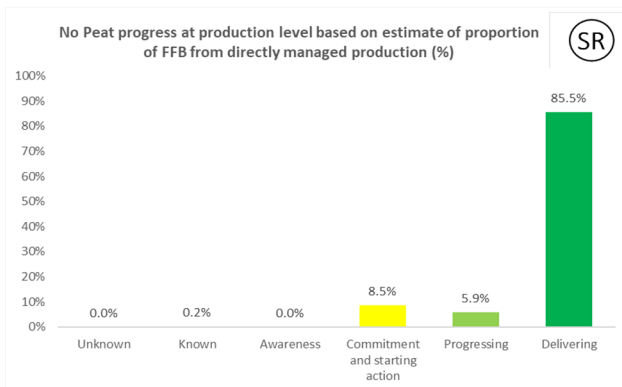
No Deforestation progress at production level based on estimate of proportion of FFB from directly managed production (%)

Palm



No Peat progress at production level based on estimate of proportion of FFB from directly managed production (%)

Palm





NDPE Implementation Reporting Framework*
Qinhuangdao Goldensea Specialty Oils & Fats Industries Co., Ltd

Wilmar has made significant improvements, which include transparently reporting progress on the implementation of various supply chain initiatives and activities. However, we also recognize there is a need for a clearer and consistent way to measure and communicate NDPE progress. Hence, since 2019, Wilmar has actively participated in the NDPE Implementation Reporting Framework (IRF), which is led by Proforest.

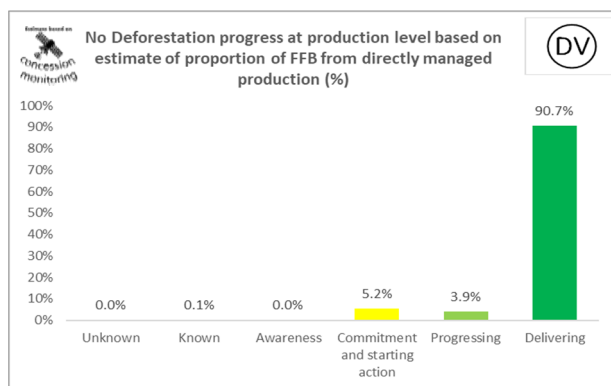
The IRF categorizes supplier mills into various pre-defined categories of progress, with a primary objective to evaluate the mills along the three respective pillars of Deforestation, Peat and Exploitation. The categorization process involves collection of data related to:

- Certification status
- Monitoring and verification systems
- Grievances
- Sourcing information
- Progress on own estates and third-party supply

For more information on the NDPE Implementation Reporting Framework, please visit https://ndpeirf.files.wordpress.com/2020/05/ndpe-irf_summary.pdf

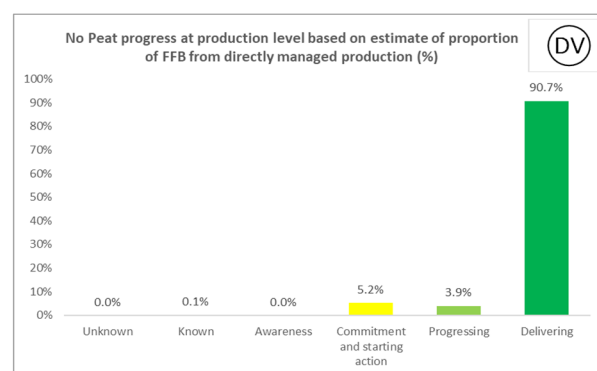
No Deforestation progress at production level based on estimate of proportion of FFB from directly managed production (%)

Palm



No Peat progress at production level based on estimate of proportion of FFB from directly managed production (%)

Palm



*Externally verified by Control Union. Unique verification code: [CU2023WLMR](#)

*Wilmar reports IRF profiles on an annual basis. These profiles represent data basis FY2023.



NDPE Implementation Reporting Framework*

Shanghai Kerry Food Industries Co.,Ltd

Wilmar has made significant improvements, which include transparently reporting progress on the implementation of various supply chain initiatives and activities. However, we also recognize there is a need for a clearer and consistent way to measure and communicate NDPE progress. Hence, since 2019, Wilmar has actively participated in the NDPE Implementation Reporting Framework (IRF), which is led by Proforest.

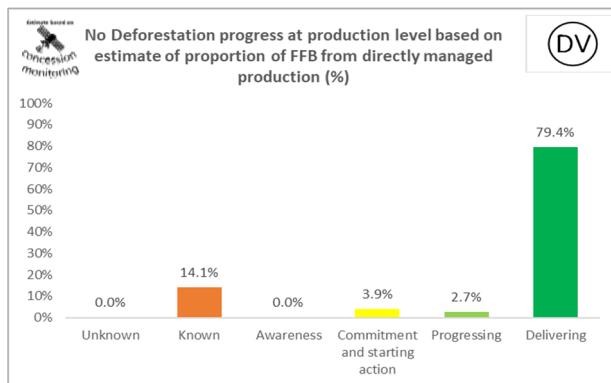
The IRF categorizes supplier mills into various pre-defined categories of progress, with a primary objective to evaluate the mills along the three respective pillars of Deforestation, Peat and Exploitation. The categorization process involves collection of data related to:

- Certification status
- Monitoring and verification systems
- Grievances
- Sourcing information
- Progress on own estates and third-party supply

For more information on the NDPE Implementation Reporting Framework, please visit https://ndpeirf.files.wordpress.com/2020/05/ndpe-irf_summary.pdf

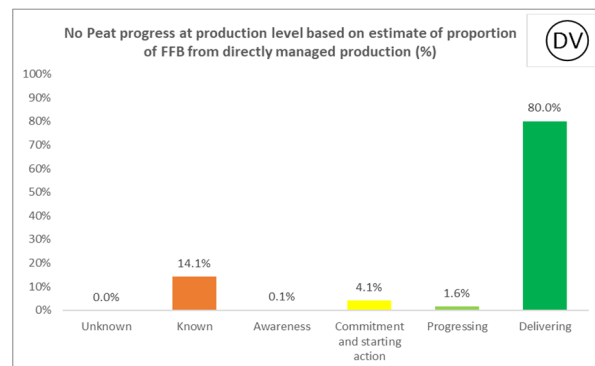
No Deforestation progress at production level based on estimate of proportion of FFB from directly managed production (%)

Palm

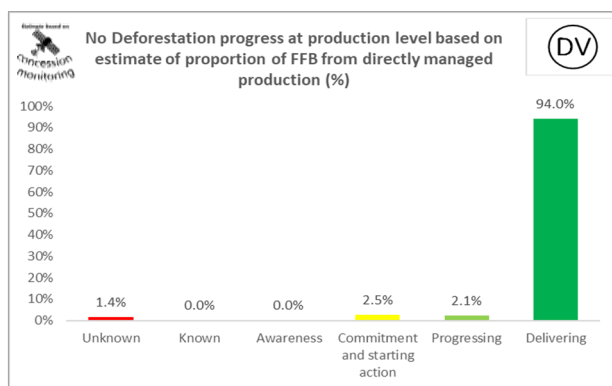


No Peat progress at production level based on estimate of proportion of FFB from directly managed production (%)

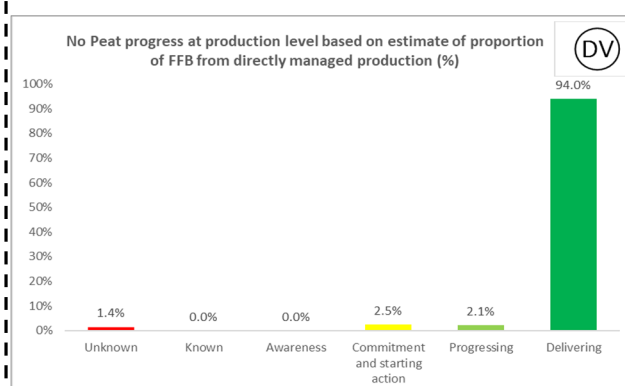
Palm



Lauric



Lauric



*Externally verified by Control Union. Unique verification code: [CU2023WLMR](#)

*Wilmar reports IRF profiles on an annual basis. These profiles represent data basis FY2023.

Last Updated: 26 Apr 2024



NDPE Implementation Reporting Framework*
Shanghai Kerry Oils & Grains Industrial Co., Ltd

Wilmar has made significant improvements, which include transparently reporting progress on the implementation of various supply chain initiatives and activities. However, we also recognize there is a need for a clearer and consistent way to measure and communicate NDPE progress. Hence, since 2019, Wilmar has actively participated in the NDPE Implementation Reporting Framework (IRF), which is led by Proforest.

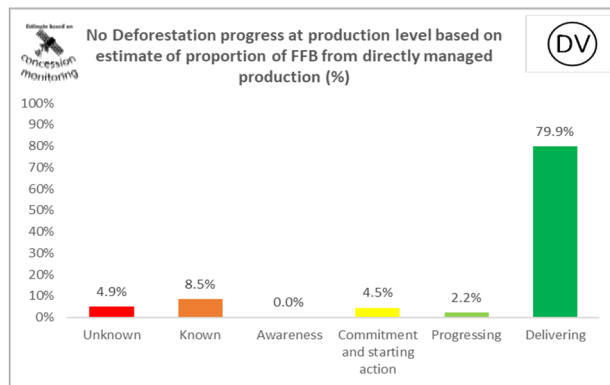
The IRF categorizes supplier mills into various pre-defined categories of progress, with a primary objective to evaluate the mills along the three respective pillars of Deforestation, Peat and Exploitation. The categorization process involves collection of data related to:

- Certification status
- Monitoring and verification systems
- Grievances
- Sourcing information
- Progress on own estates and third-party supply

For more information on the NDPE Implementation Reporting Framework, please visit https://ndpeirf.files.wordpress.com/2020/05/ndpe-irf_summary.pdf

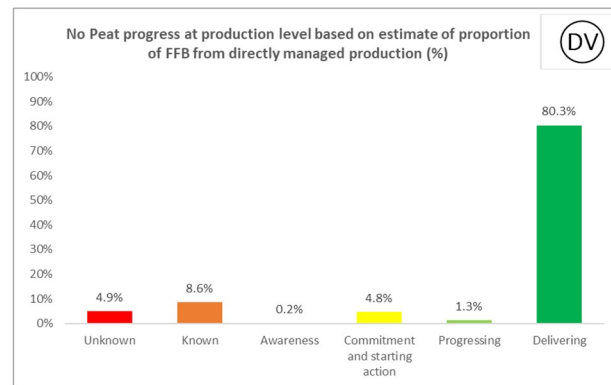
No Deforestation progress at production level based on estimate of proportion of FFB from directly managed production (%)

Palm

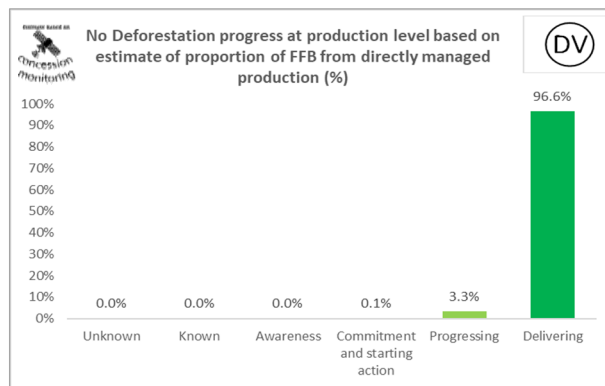


No Peat progress at production level based on estimate of proportion of FFB from directly managed production (%)

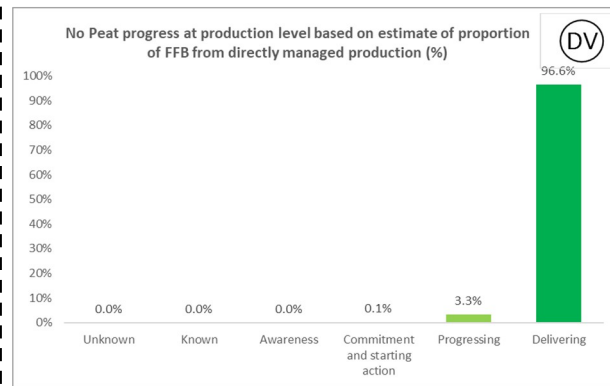
Palm



Lauric



Lauric



*Externally verified by Control Union. Unique verification code: [CU2023WLMR](#)

*Wilmar reports IRF profiles on an annual basis. These profiles represent data basis FY2023.

Last Updated: 26 Apr 2024



NDPE Implementation Reporting Framework*

Southseas Oils & Fats Industrial (Chiwan) Ltd

Wilmar has made significant improvements, which include transparently reporting progress on the implementation of various supply chain initiatives and activities. However, we also recognize there is a need for a clearer and consistent way to measure and communicate NDPE progress. Hence, since 2019, Wilmar has actively participated in the NDPE Implementation Reporting Framework (IRF), which is led by Proforest.

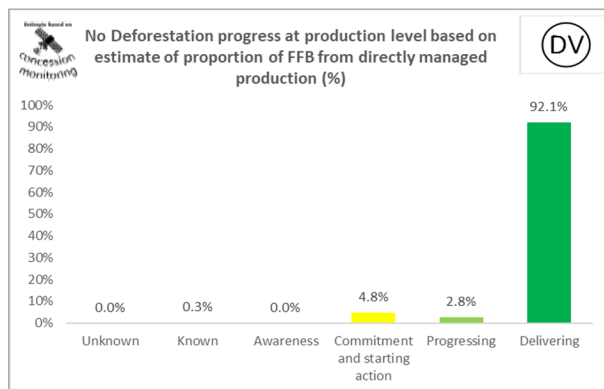
The IRF categorizes supplier mills into various pre-defined categories of progress, with a primary objective to evaluate the mills along the three respective pillars of Deforestation, Peat and Exploitation. The categorization process involves collection of data related to:

- Certification status
- Monitoring and verification systems
- Grievances
- Sourcing information
- Progress on own estates and third-party supply

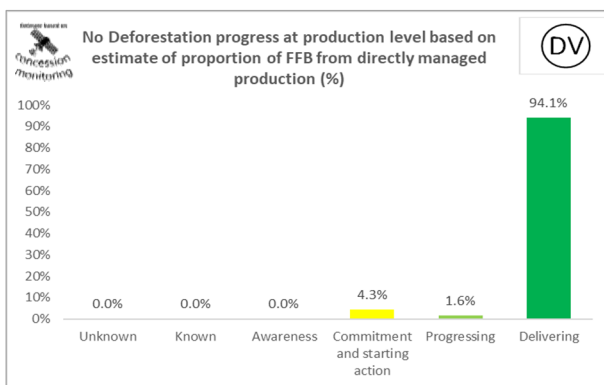
For more information on the NDPE Implementation Reporting Framework, please visit https://ndpeirf.files.wordpress.com/2020/05/ndpe-irf_summary.pdf

No Deforestation progress at production level based on estimate of proportion of FFB from directly managed production (%)

Palm

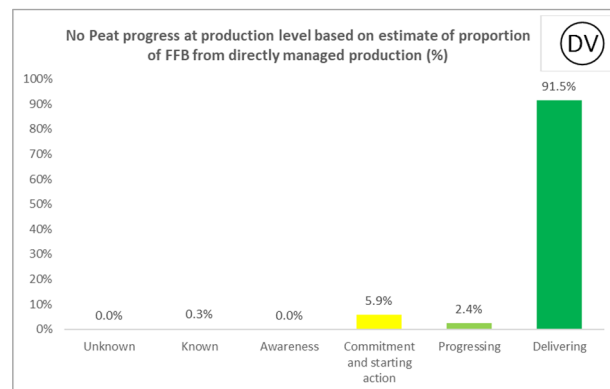


Lauric

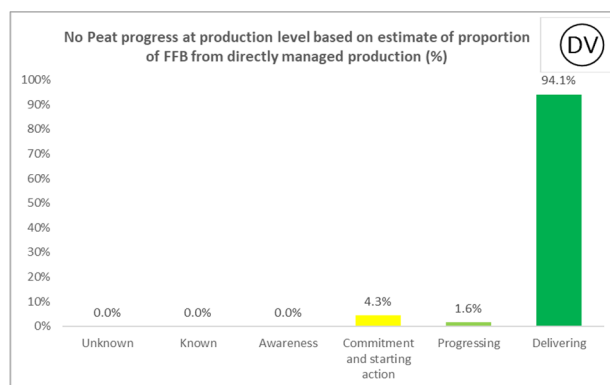


No Peat progress at production level based on estimate of proportion of FFB from directly managed production (%)

Palm



Lauric



*Externally verified by Control Union. Unique verification code: [CU2023WLMR](#)

*Wilmar reports IRF profiles on an annual basis. These profiles represent data basis FY2023.

Last Updated: 26 Apr 2024



NDPE Implementation Reporting Framework*
Yihai (Guanghan) Oils, Grains & Foodstuffs Co., Ltd

Wilmar has made significant improvements, which include transparently reporting progress on the implementation of various supply chain initiatives and activities. However, we also recognize there is a need for a clearer and consistent way to measure and communicate NDPE progress. Hence, since 2019, Wilmar has actively participated in the NDPE Implementation Reporting Framework (IRF), which is led by Proforest.

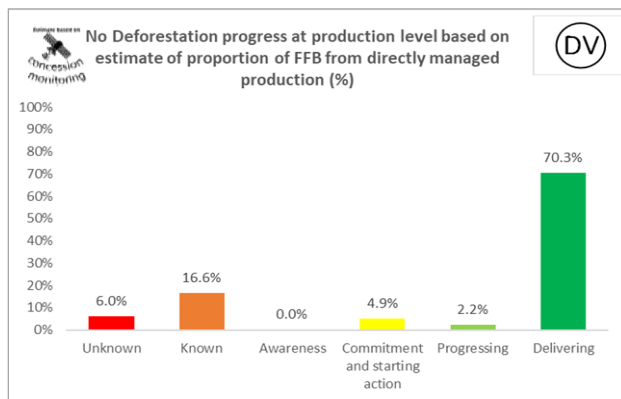
The IRF categorizes supplier mills into various pre-defined categories of progress, with a primary objective to evaluate the mills along the three respective pillars of Deforestation, Peat and Exploitation. The categorization process involves collection of data related to:

- i. Certification status
- ii. Monitoring and verification systems
- iii. Grievances
- iv. Sourcing information
- v. Progress on own estates and third-party supply

For more information on the NDPE Implementation Reporting Framework, please visit https://ndpeirf.files.wordpress.com/2020/05/ndpe-irf_summary.pdf

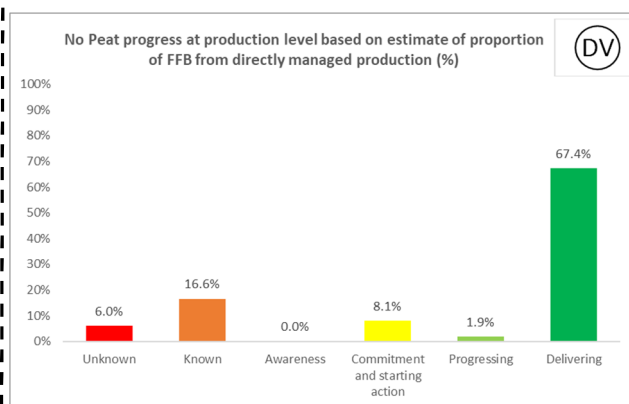
No Deforestation progress at production level based on estimate of proportion of FFB from directly managed production (%)

Palm



No Peat progress at production level based on estimate of proportion of FFB from directly managed production (%)

Palm



*Externally verified by Control Union. Unique verification code: [CU2023WLMR](#)

*Wilmar reports IRF profiles on an annual basis. These profiles represent data basis FY2023.



NDPE Implementation Reporting Framework*
Yihai (Guangzhou) Oils & Grains Industries Co., Ltd

Wilmar has made significant improvements, which include transparently reporting progress on the implementation of various supply chain initiatives and activities. However, we also recognize there is a need for a clearer and consistent way to measure and communicate NDPE progress. Hence, since 2019, Wilmar has actively participated in the NDPE Implementation Reporting Framework (IRF), which is led by Proforest.

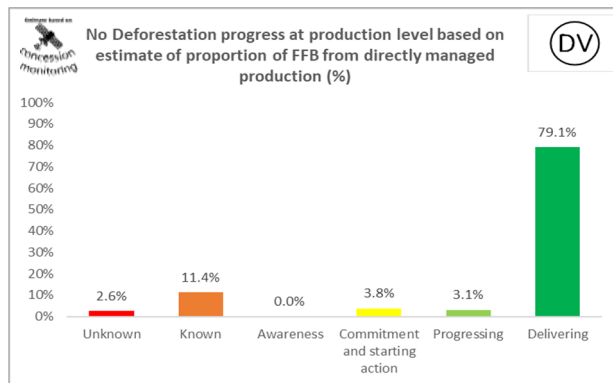
The IRF categorizes supplier mills into various pre-defined categories of progress, with a primary objective to evaluate the mills along the three respective pillars of Deforestation, Peat and Exploitation. The categorization process involves collection of data related to:

- i. Certification status
- ii. Monitoring and verification systems
- iii. Grievances
- iv. Sourcing information
- v. Progress on own estates and third-party supply

For more information on the NDPE Implementation Reporting Framework, please visit https://ndpeirf.files.wordpress.com/2020/05/ndpe-irf_summary.pdf

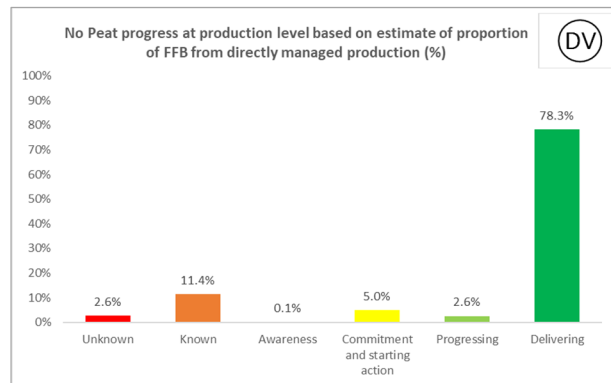
No Deforestation progress at production level based on estimate of proportion of FFB from directly managed production (%)

Palm

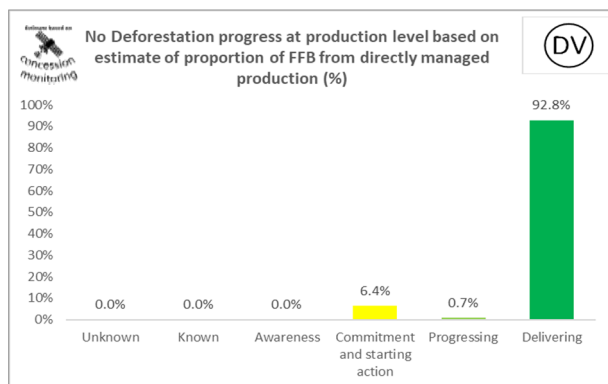


No Peat progress at production level based on estimate of proportion of FFB from directly managed production (%)

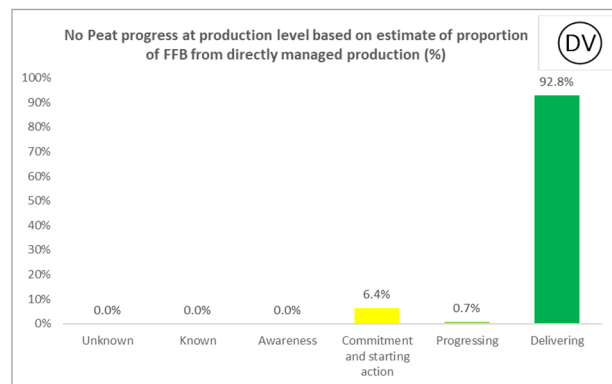
Palm



Lauric



Lauric



*Externally verified by Control Union. Unique verification code: [CU2023WLMR](#)

*Wilmar reports IRF profiles on an annual basis. These profiles represent data basis FY2023.

Last Updated: 26 Apr 2024



NDPE Implementation Reporting Framework*
Yihai (Lianyungang) Oils & Grains Industries Co., Ltd

Wilmar has made significant improvements, which include transparently reporting progress on the implementation of various supply chain initiatives and activities. However, we also recognize there is a need for a clearer and consistent way to measure and communicate NDPE progress. Hence, since 2019, Wilmar has actively participated in the NDPE Implementation Reporting Framework (IRF), which is led by Proforest.

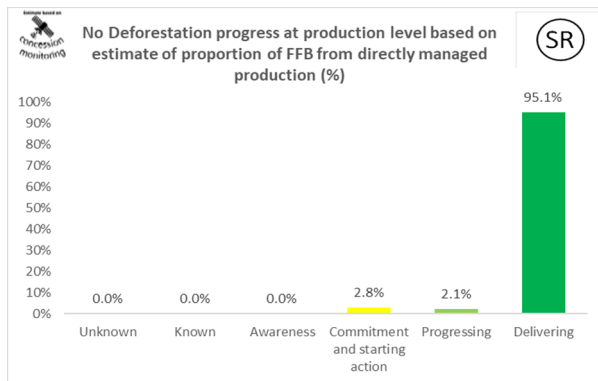
The IRF categorizes supplier mills into various pre-defined categories of progress, with a primary objective to evaluate the mills along the three respective pillars of Deforestation, Peat and Exploitation. The categorization process involves collection of data related to:

- Certification status
- Monitoring and verification systems
- Grievances
- Sourcing information
- Progress on own estates and third-party supply

For more information on the NDPE Implementation Reporting Framework, please visit https://ndpeirf.files.wordpress.com/2020/05/ndpe-irf_summary.pdf

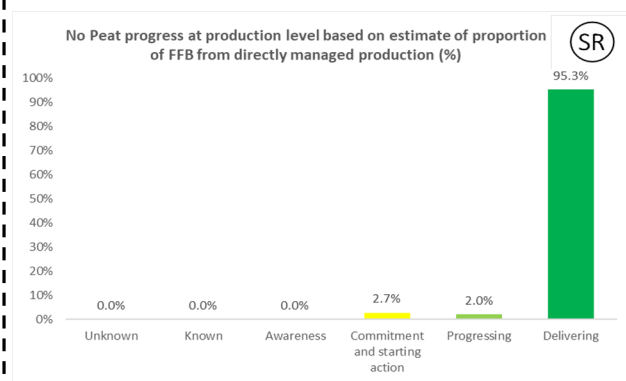
No Deforestation progress at production level based on estimate of proportion of FFB from directly managed production (%)

Palm



No Peat progress at production level based on estimate of proportion of FFB from directly managed production (%)

Palm





NDPE Implementation Reporting Framework*
Yihai (Lianyungang) Speciality Fats Industries Co.Ltd

Wilmar has made significant improvements, which include transparently reporting progress on the implementation of various supply chain initiatives and activities. However, we also recognize there is a need for a clearer and consistent way to measure and communicate NDPE progress. Hence, since 2019, Wilmar has actively participated in the NDPE Implementation Reporting Framework (IRF), which is led by Proforest.

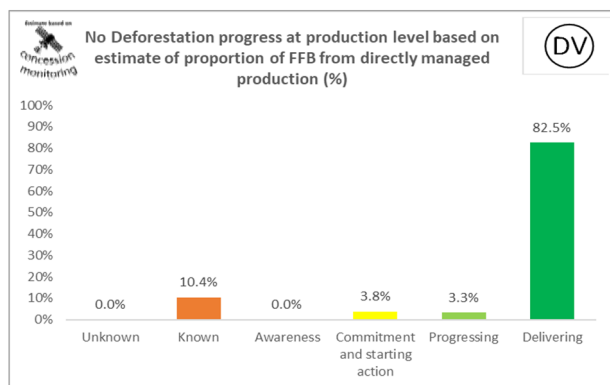
The IRF categorizes supplier mills into various pre-defined categories of progress, with a primary objective to evaluate the mills along the three respective pillars of Deforestation, Peat and Exploitation. The categorization process involves collection of data related to:

- i. Certification status
- ii. Monitoring and verification systems
- iii. Grievances
- iv. Sourcing information
- v. Progress on own estates and third-party supply

For more information on the NDPE Implementation Reporting Framework, please visit https://ndpeirf.files.wordpress.com/2020/05/ndpe-irf_summary.pdf

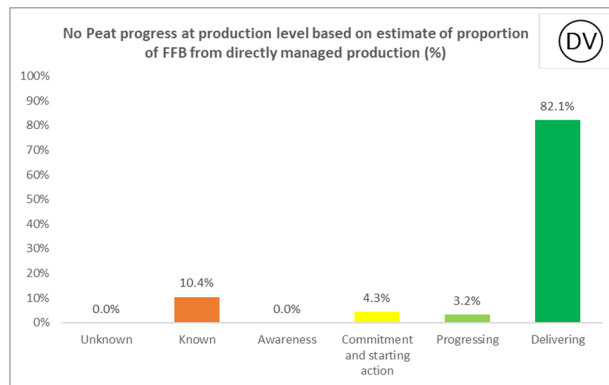
No Deforestation progress at production level based on estimate of proportion of FFB from directly managed production (%)

Palm

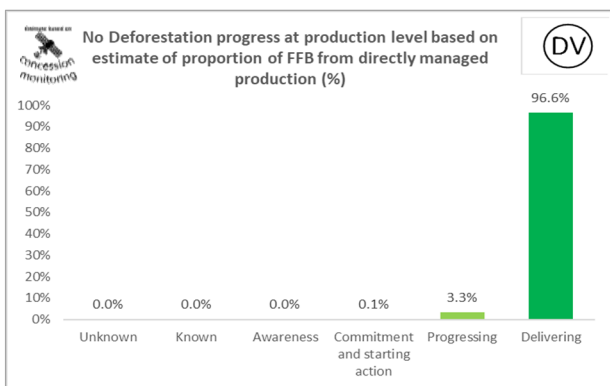


No Peat progress at production level based on estimate of proportion of FFB from directly managed production (%)

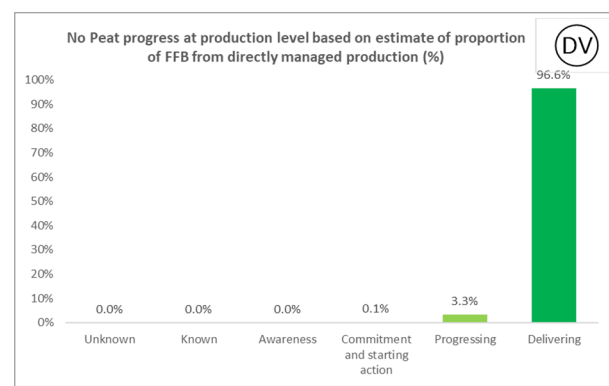
Palm



Lauric



Lauric



*Externally verified by Control Union. Unique verification code: **CU2023WLMR**

*Wilmar reports IRF profiles on an annual basis. These profiles represent data basis FY2023.

Last Updated: 26 Apr 2024



NDPE Implementation Reporting Framework*
Yihai Kerry (Wuhan) Oils & Grains Industries Co., Ltd

Wilmar has made significant improvements, which include transparently reporting progress on the implementation of various supply chain initiatives and activities. However, we also recognize there is a need for a clearer and consistent way to measure and communicate NDPE progress. Hence, since 2019, Wilmar has actively participated in the NDPE Implementation Reporting Framework (IRF), which is led by Proforest.

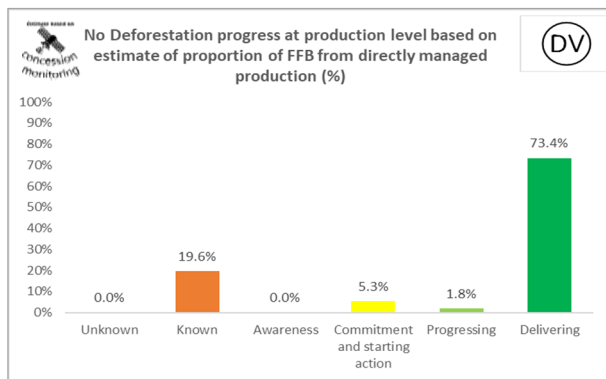
The IRF categorizes supplier mills into various pre-defined categories of progress, with a primary objective to evaluate the mills along the three respective pillars of Deforestation, Peat and Exploitation. The categorization process involves collection of data related to:

- i. Certification status
- ii. Monitoring and verification systems
- iii. Grievances
- iv. Sourcing information
- v. Progress on own estates and third-party supply

For more information on the NDPE Implementation Reporting Framework, please visit https://ndpeirf.files.wordpress.com/2020/05/ndpe-irf_summary.pdf

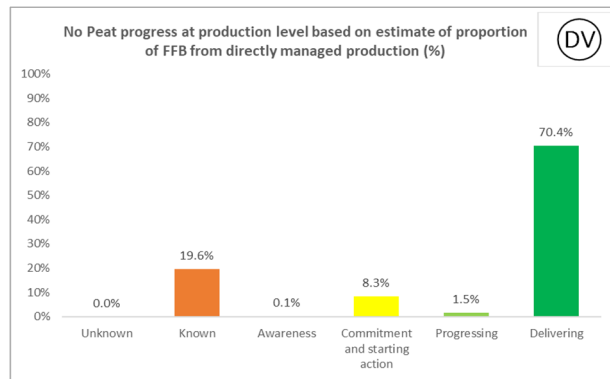
No Deforestation progress at production level based on estimate of proportion of FFB from directly managed production (%)

Palm

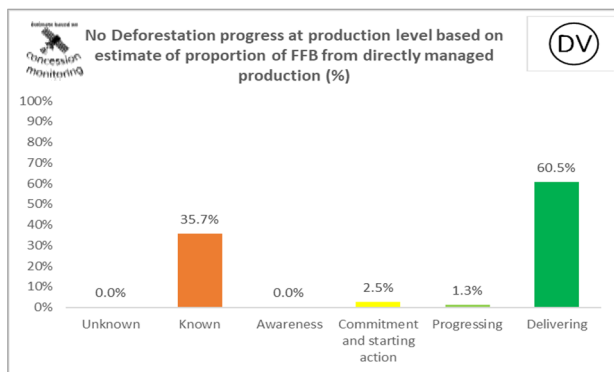


No Peat progress at production level based on estimate of proportion of FFB from directly managed production (%)

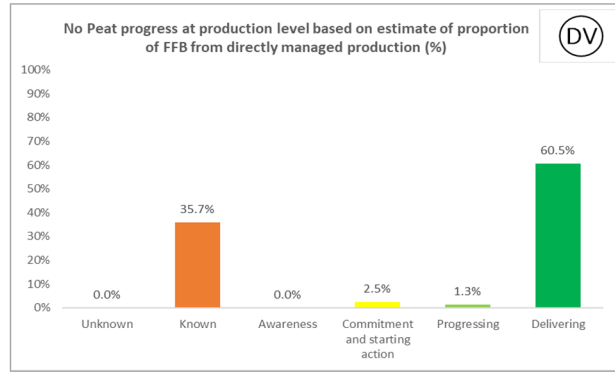
Palm



Lauric



Lauric



*Externally verified by Control Union. Unique verification code: [CU2023WLMR](#)

*Wilmar reports IRF profiles on an annual basis. These profiles represent data basis FY2023.

Last Updated: 26 Apr 2024