



PT Wilmar Nabati Indonesia, Dumai
Traceability Summary - Supplies July 2023 - June 2024

| Refinery Details | | | | | |
|--------------------------|-----------------------------------|-------------|-----------|-------------|---|
| Parent Name | Refinery Name | RSPO Status | Latitude | Longitude | Address |
| Wilmar International Ltd | PT Wilmar Nabati Indonesia, Dumai | No | 1.684260° | 101.454360° | Jl. Datuk Laksamana, Areal Pelabuhan Dumai Kelurahan Buluh Kasap, Kecamatan Dumai Timur, Dumai 28814, Indonesia |

Supplying mills (direct) according to region

| | Palm |
|--------------|----------|
| | 0 |
| Total | 0 |

Traceability to Mill

| | Palm |
|-------------------|--------|
| Traceable to Mill | 100.0% |
| Unknown | 0.0% |

Traceability to Plantation

| | Palm |
|-------------------------|-------|
| Traceable to Plantation | 90.6% |
| Unknown | 9.4% |

No of Suppliers

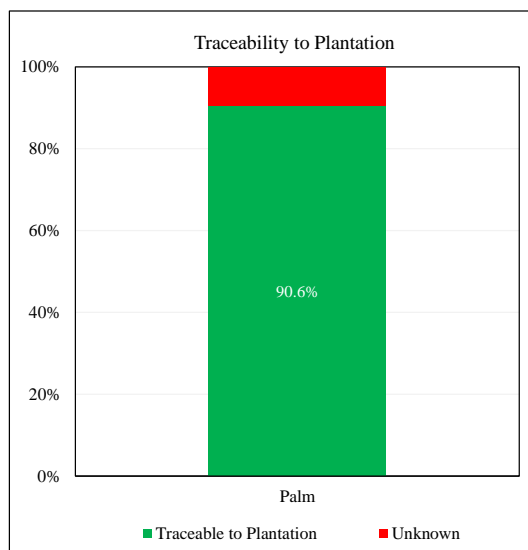
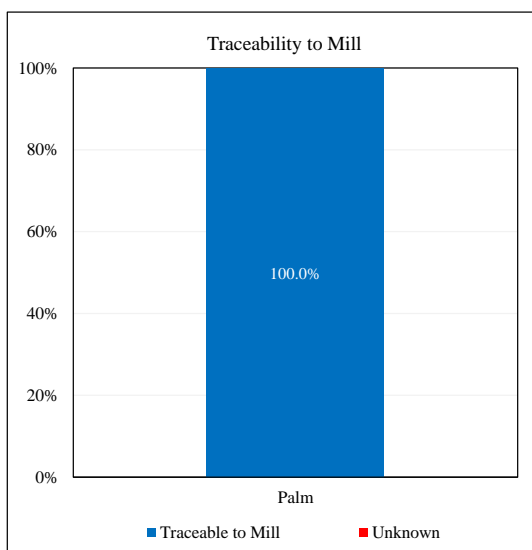
| | |
|----------------------------------|---|
| Wilmar owned mill | 0 |
| Supplying mills (direct) | 0 |
| Wilmar refineries | 1 |
| Others(refiners/traders/bulkers) | 0 |

Volume Percentage

| | |
|----------------------------------|--------|
| Wilmar owned mill | 0.0% |
| Supplying mills (direct) | 0.0% |
| Wilmar refineries | 100.0% |
| Others(refiners/traders/bulkers) | 0.0% |

No of Certified Mills

| | |
|------|---|
| RSPO | 0 |
|------|---|





PT Wilmar Nabati Indonesia, Dumai
(July 2023 - June 2024)

List of supplying refineries

| Parent company | Refinery | UML ID | RSPO Status | Latitude | Longitude | Address | Palm |
|--------------------------|--------------------------|--------|-------------|------------|-------------|--|------|
| Wilmar International Ltd | Sinar Alam Permai, Jambi | | No | -1.485861° | 103.675500° | Desa Muara Jambi RT 003 RW 001, Talang Duku, Kecamatan Maro Sebo, Kabupaten Muaro Jambi, Jambi | x |

*Considered untraceable
i) Exact supplying mill unknown
ii) Does not meet Wilmar's traceability criteria
**Unknown
*** Indirect mills listed represent mills supplied to Wilmar's third-party refineries, traders and/or bulkers

| | |
|--|---|
| TOTAL TRACEABLE PALM/LAURIC MILLS (DIRECT) | 0 |
| TOTAL UNTRACEABLE PALM/LAURIC MILLS (DIRECT) | 0 |
| TOTAL EXCLUSIVE MILLS | 0 |
| TOTAL WILMAR REFINERIES | 1 |
| TOTAL THIRD PARTY REFINERIES | 0 |
| TOTAL TRADERS/BULKERS | 0 |



NDPE Implementation Reporting Framework*
PT Wilmar Nabati Indonesia, Dumai

Wilmar has made significant improvements, which include transparently reporting progress on the implementation of various supply chain initiatives and activities. However, we also recognize there is a need for a clearer and consistent way to measure and communicate NDPE progress. Hence, since 2019, Wilmar has actively participated in the NDPE Implementation Reporting Framework (IRF), which is led by Proforest.

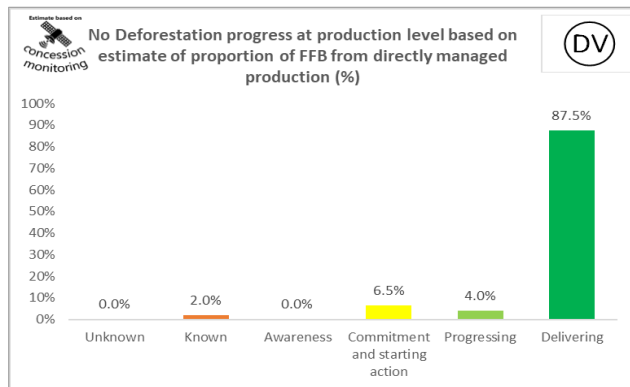
The IRF categorizes supplier mills into various pre-defined categories of progress, with a primary objective to evaluate the mills along the three respective pillars of Deforestation, Peat and Exploitation. The categorization process involves collection of data related to:

- i. Certification status
- ii. Monitoring and verification systems
- iii. Grievances
- iv. Sourcing information
- v. Progress on own estates and third-party supply

For more information on the NDPE Implementation Reporting Framework, please visit https://ndpeirf.files.wordpress.com/2020/05/ndpe-irf_summary.pdf

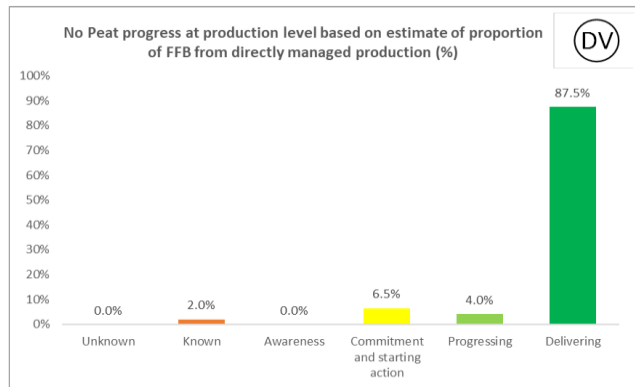
No Deforestation progress at production level based on estimate of proportion of FFB from directly managed production (%)

Palm



No Peat progress at production level based on estimate of proportion of FFB from directly managed production (%)

Palm



*Externally verified by Control Union. Unique verification code: [CU2023WLMR](#)

*Wilmar reports IRF profiles on an annual basis. These profiles represent data basis FY2023.