



Bangladesh Edible Oil Limited, Bangladesh

Shun Shing Edible Oil Limited, Bangladesh

Traceability Summary - Supplies January 2021 - December 2021

Refinery Details					
Parent Name	Refinery Name	RSPO Status	Latitude	Longitude	Address
Adani Wilmar Pte Ltd	Bangladesh Edible Oil Limited	No	23.709921°	90.407143°	North Rupshi, Rupshi Bazar Rupgonj, Narayangonj, Bangladesh
Bangladesh Edible Oil Limited & Adani Wilmar Pte Ltd	Shun Shing Edible Oil Limited	No	22.490638°	89.591788°	I-1,Mongla Port Industrial Area, Mongla, Bagerhat, Bangladesh

Overall Traceability

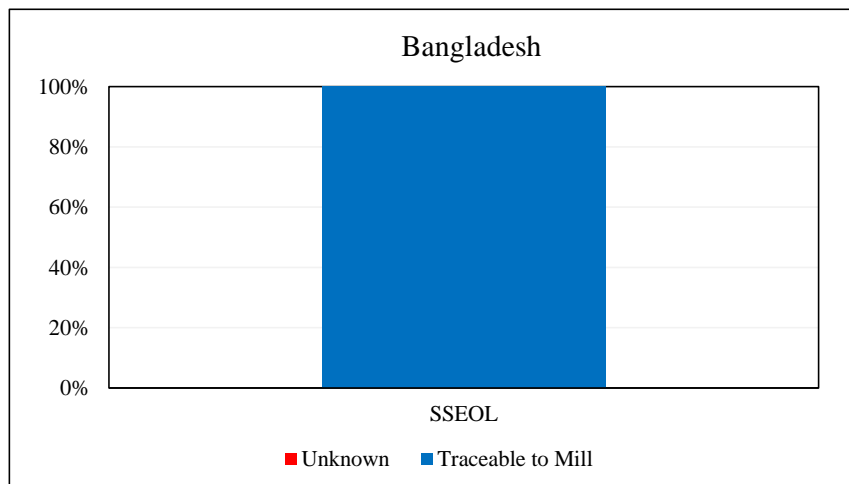
Palm

Unknown*

0.0%

Traceable to mill

100.0%



*Unknown unlisted

Supplying Wilmar refineries at source

	BEOL	SSEOL
MNA, Kuala Tanjung		x
WINA, Dumai		x
WINA, Padang		x

Supplying 3rd party refineries at source

	BEOL	SSEOL
PT. Nagamas Palmoil Lestari, Dumai		x
PT. Nubika Jaya, Dumai		x
PT. Padang Raya Cakrawala, Padang		x
PT Permata Hijau Sawit, Dumai		x
PT. SMART, Belawan		x
Incasi Raya, Padang		x

The charts below represent total volumes of palm products sourced from various origins into Bangladesh in January 2021 - December 2021



Last updated: 26 Apr 2022



NDPE Implementation Reporting Framework*
Shun Shing Edible Oil Limited

Wilmar has made significant improvements, which include transparently reporting progress on the implementation of various supply chain initiatives and activities. However, we also recognize there is a need for a clearer and consistent way to measure and communicate NDPE progress. Hence, since 2019, Wilmar has actively participated in the NDPE Implementation Reporting Framework (IRF), which is led by Proforest.

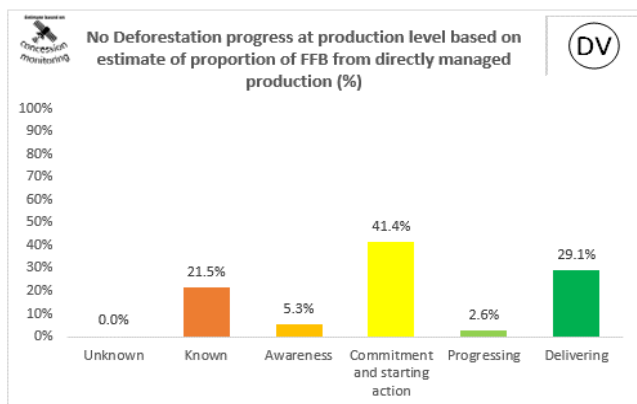
The IRF categorizes supplier mills into various pre-defined categories of progress, with a primary objective to evaluate the mills along the three respective pillars of Deforestation, Peat and Exploitation. The categorization process involves collection of data related to:

- i. Certification status
- ii. Monitoring and verification systems
- iii. Grievances
- iv. Sourcing information
- v. Progress on own estates and third-party supply

For more information on the NDPE Implementation Reporting Framework, please visit https://ndpeirf.files.wordpress.com/2020/05/ndpe-irf_summary.pdf

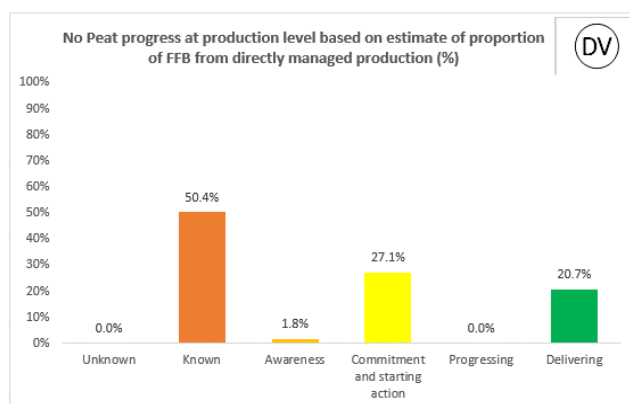
Deforestation progress at production level based on estimate of proportion of FFB from directly managed production

Palm



Progress at mill level (peat)

Palm



*Externally verified by Control Union

*Wilmar reports IRF profiles on an annual basis. These profiles represent data basis FY2021.