

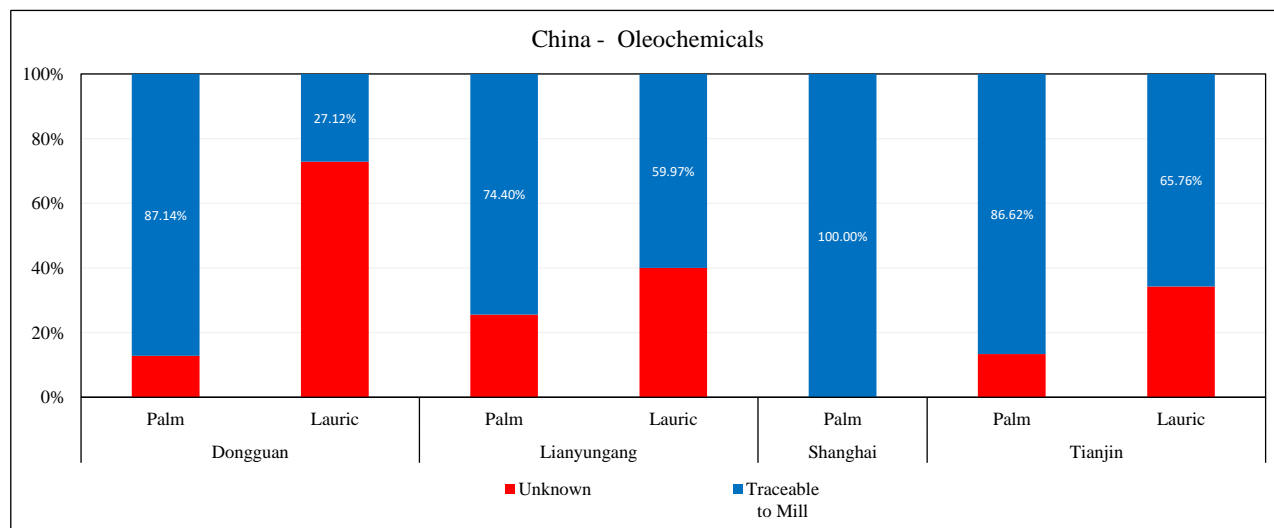


Wilmar Oleochemicals Co., Ltd, China

Traceability Summary - Supplies January 2021 - December 2021

Refinery Details					
Parent Name	Refinery Name	RSPO Status	Latitude	Longitude	Address
Wilmar International Ltd	Wilmar Oleochemicals (Dongguan).Co.,Ltd	Yes - SG / MB	23.01359°	113.54180°	Machong Xinsha Industrial Zone, Dongguan, Guangdong, China
Wilmar International Ltd	Wilmar Oleochemicals (Lianyungang).Co.,Ltd & Sasol Yihai (Lianyungang) Alcohol Industries Co., Ltd	Yes - SG / MB	34.74826°	119.38254°	DaGang Road, XuGou Lian YunGang, Jiangsu, China East Road, Huanghai Avenue, Development Zone, Lianyungang, China
Wilmar International Ltd	Wilmar Oleochemicals (Shanghai).Co.,Ltd	Yes - SG / MB	31.34173°	121.61749°	No.118, Gaodong Road, Pudong New District, Shanghai City, China
Wilmar International Ltd	Wilmar Oleochemicals (Tianjin).Co.,Ltd	Yes - SG / MB	39.00820°	117.75974°	No.95 Jinbin Avenue, Free Trade Zone, Tianjin, China

Overall Traceability	Palm	Lauric
Unknown*	17.2%	40.9%
Traceable to mill	82.8%	59.1%



*Unknown unlisted

Supplying Wilmar refineries at source

Refinery	Oleo - Dongguan	Oleo - Lianyungang	Oleo - Shanghai	Oleo - Tianjin
BEO, Bintulu	X	X		X
KPOI, Kuching	X			
LDEO, Lahad Datu		X		X
NatOleo, Pasir Gudang		X		X
PGEO, Lumut	X			X
PGEO, Pasir Gudang		X		X
MNA, Kuala Tanjung	X	X		
MNA, Serang	X			
MNS, Bitung	X	X		X
WINA, Gresik	X	X	X	X
WINA, Padang	X			X
WINA, Pelintung	X	X	X	X
SEO, Sandakan	X	X		X
TSHW, Kunak		X		X
WKEO, Kuantan	X			

Supplying Wilmar refineries at destinations

Refinery	Oleo - Dongguan	Oleo - Lianyungang	Oleo - Shanghai	Oleo - Tianjin
Kerry Oils (Tianjin) Co., Ltd				X
Sania CIE, Ivory Coast		X		
Southseas Oils & Fats Industrial (Chiwan) Ltd	X			
Wilmar Africa Limited, Ghana		X		
Wilmar Oleo (Dongguan) Co., Ltd				X
Wilmar Oleo (Lianyungang) Co., Ltd				X
Yihai (Guangzhou) Oils & Grains Industries Co., Ltd	X			
Yihai (Lianyungang) Speciality Fats Industries Co., Ltd		X		X

Supplying third party refineries at source

Refinery	Oleo - Dongguan	Oleo - Lianyungang	Oleo - Shanghai	Oleo - Tianjin
Mewah Datu Sdn Bhd, Lahad Datu	X			
Palm-Oleo Sdn Bhd, Port Klang				X
PT. Musim Mas, Belawan	X			
PT. Permata Hijau Palm Oleo, Belawan	X			
PT. Sari Dumai Sejati, Lubuk Gaung		X	X	
PT. Tanjung Bina Lestari, Tanjung Bakau				X
PT. Tanjung Sarana Lestari, Tanjung Bakau		X		X

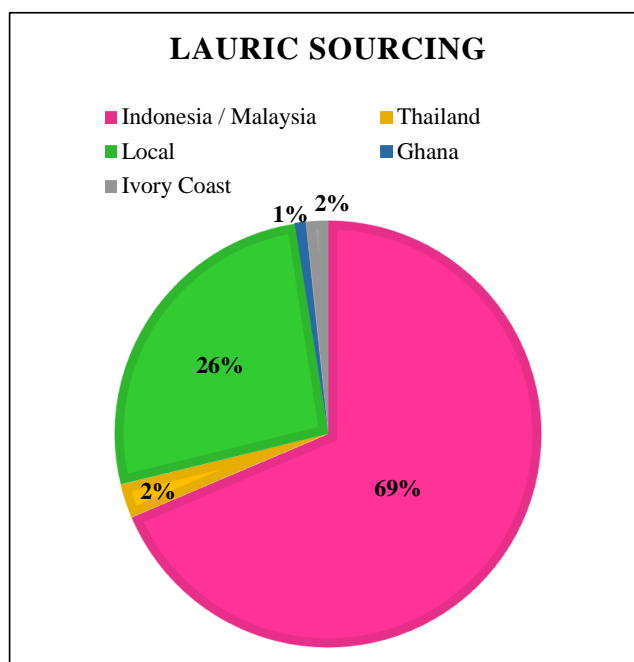
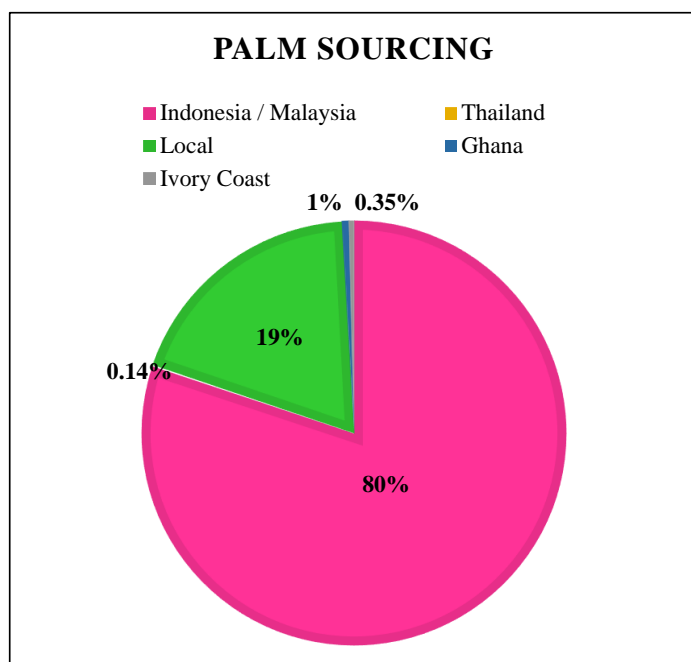
Supplying third party refineries at destination

Refinery	Oleo - Dongguan	Oleo - Lianyungang	Oleo - Shanghai	Oleo - Tianjin
Taiko Palm-Oleo (Zhangjiagang) Co., Ltd	x			

Direct supplying mills at destination

Parent company	Palm Oil Mill	UML ID	RSPO Status	Latitude	Longitude	Address
Wilmar Africa Ltd	Benso Oil Palm Plantation	PO1000001677	Yes - MB	5.108467°	-1.914372°	P. O. Box 470, Takoradi, Adum Banso Estate – Western Region, Takoradi, Ghana

The charts below represent total volumes of palm products sourced from various origins into China in January 2021 - December 2021:





NDPE Implementation Reporting Framework*

Wilmar Oleochemicals (Dongguan).Co.,Ltd

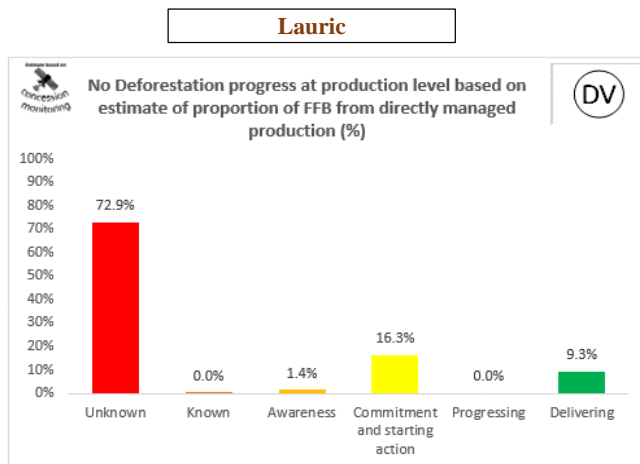
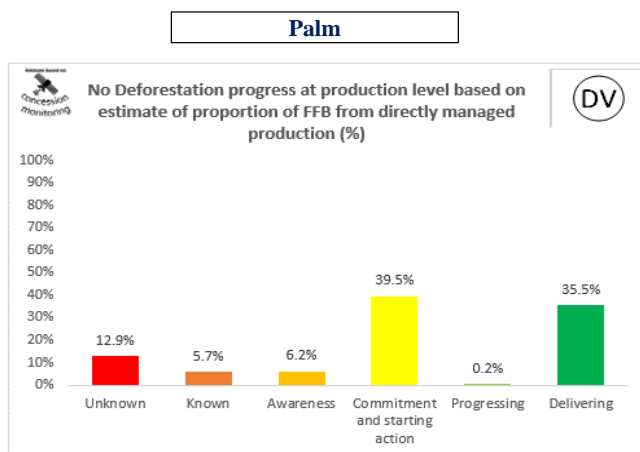
Wilmar has made significant improvements, which include transparently reporting progress on the implementation of various supply chain initiatives and activities. However, we also recognize there is a need for a clearer and consistent way to measure and communicate NDPE progress. Hence, since 2019, Wilmar has actively participated in the NDPE Implementation Reporting Framework (IRF), which is led by Proforest.

The IRF categorizes supplier mills into various pre-defined categories of progress, with a primary objective to evaluate the mills along the three respective pillars of Deforestation, Peat and Exploitation. The categorization process involves collection of data related to:

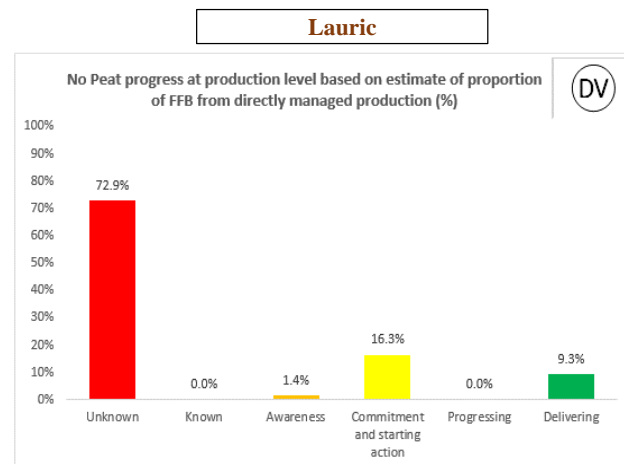
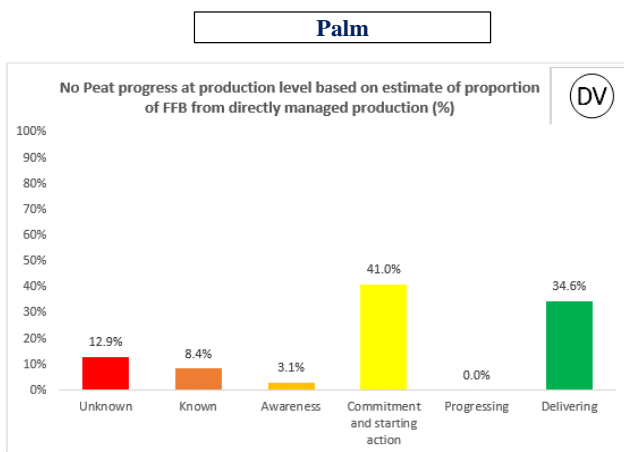
- Certification status
- Monitoring and verification systems
- Grievances
- Sourcing information
- Progress on own estates and third-party supply

For more information on the NDPE Implementation Reporting Framework, please visit https://ndpeirf.files.wordpress.com/2020/05/ndpe-irf_summary.pdf

Deforestation progress at production level based on estimate of proportion of FFB from directly managed production



Progress at mill level (peat)



*Externally verified by Control Union

*Wilmar reports IRF profiles on an annual basis. These profiles represent data basis FY2021.

Last updated: 26 Apr 2022



NDPE Implementation Reporting Framework*

Wilmar Oleochemicals (Lianyungang) Co., Ltd & Sasol Yihai (Lianyungang) Alcohol Industries Co., Ltd

Wilmar has made significant improvements, which include transparently reporting progress on the implementation of various supply chain initiatives and activities. However, we also recognize there is a need for a clearer and consistent way to measure and communicate NDPE progress. Hence, since 2019, Wilmar has actively participated in the NDPE Implementation Reporting Framework (IRF), which is led by Proforest.

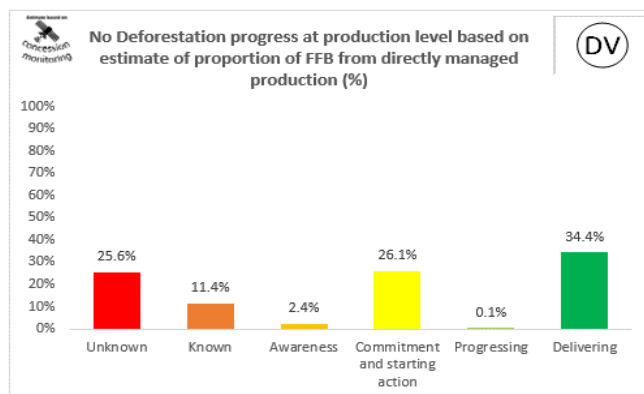
The IRF categorizes supplier mills into various pre-defined categories of progress, with a primary objective to evaluate the mills along the three respective pillars of Deforestation, Peat and Exploitation. The categorization process involves collection of data related to:

- Certification status
- Monitoring and verification systems
- Grievances
- Sourcing information
- Progress on own estates and third-party supply

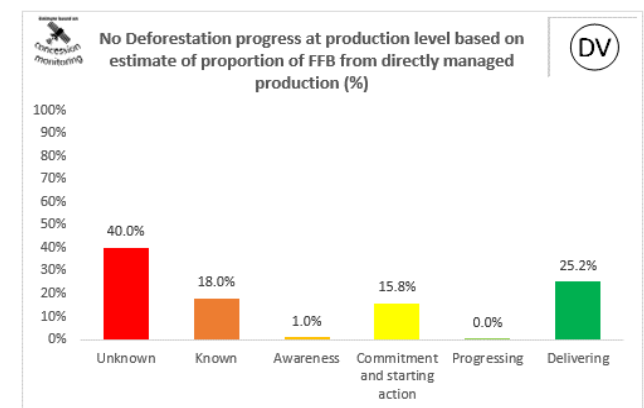
For more information on the NDPE Implementation Reporting Framework, please visit https://ndpeirf.files.wordpress.com/2020/05/ndpe-irf_summary.pdf

Deforestation progress at production level based on estimate of proportion of FFB from directly managed production

Palm

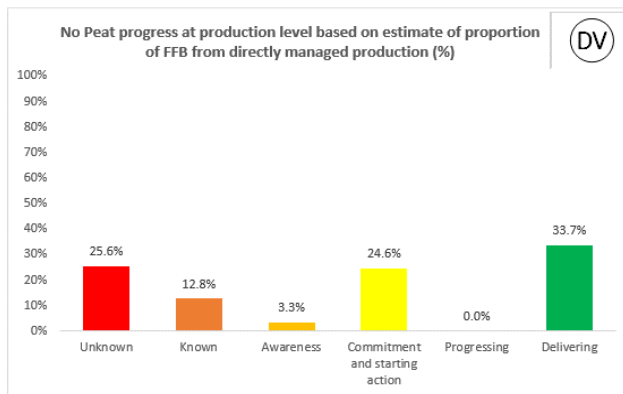


Lauric

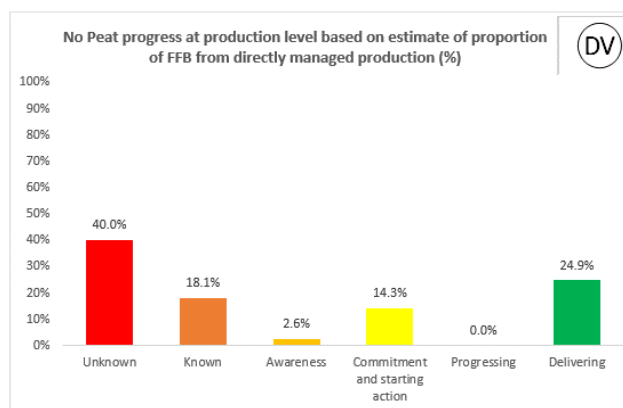


Progress at mill level (peat)

Palm



Lauric



*Externally verified by Control Union

*Wilmar reports IRF profiles on an annual basis. These profiles represent data basis FY2021.

Last updated: 26 Apr 2022



NDPE Implementation Reporting Framework*

Wilmar Oleochemicals (Shanghai).Co.,Ltd

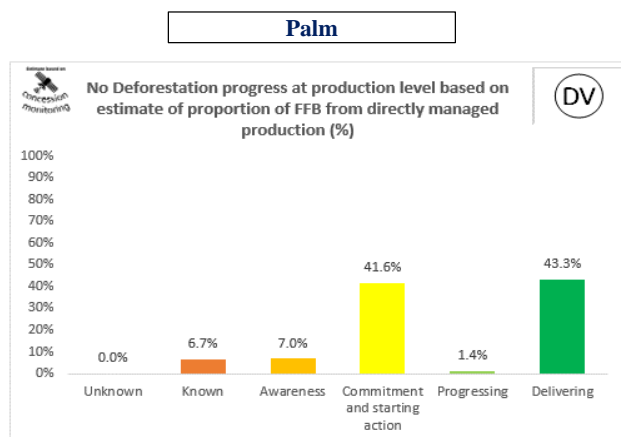
Wilmar has made significant improvements, which include transparently reporting progress on the implementation of various supply chain initiatives and activities. However, we also recognize there is a need for a clearer and consistent way to measure and communicate NDPE progress. Hence, since 2019, Wilmar has actively participated in the NDPE Implementation Reporting Framework (IRF), which is led by Proforest.

The IRF categorizes supplier mills into various pre-defined categories of progress, with a primary objective to evaluate the mills along the three respective pillars of Deforestation, Peat and Exploitation. The categorization process involves collection of data related to:

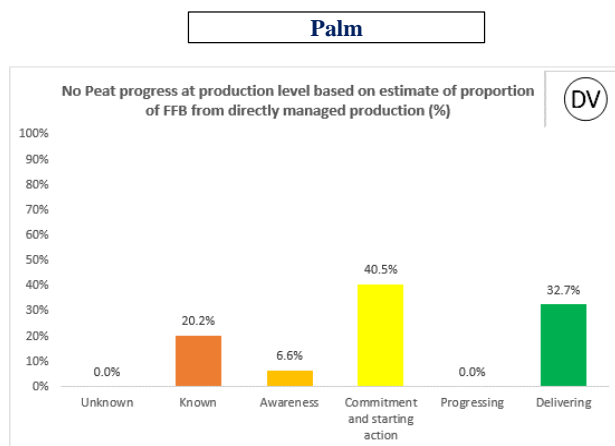
- Certification status
- Monitoring and verification systems
- Grievances
- Sourcing information
- Progress on own estates and third-party supply

For more information on the NDPE Implementation Reporting Framework, please visit https://ndpeirf.files.wordpress.com/2020/05/ndpe-irf_summary.pdf

Deforestation progress at production level based on estimate of proportion of FFB from directly managed production



Progress at mill level (peat)



*Externally verified by Control Union

*Wilmar reports IRF profiles on an annual basis. These profiles represent data basis FY2021.

Last updated: 26 Apr 2022



NDPE Implementation Reporting Framework*

Wilmar Oleochemicals (Tianjin).Co.,Ltd

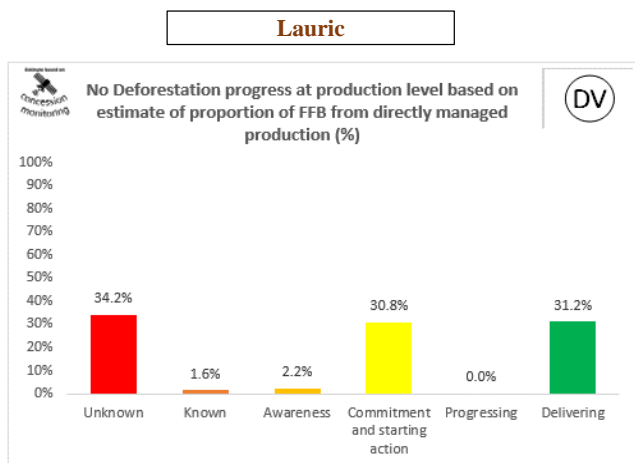
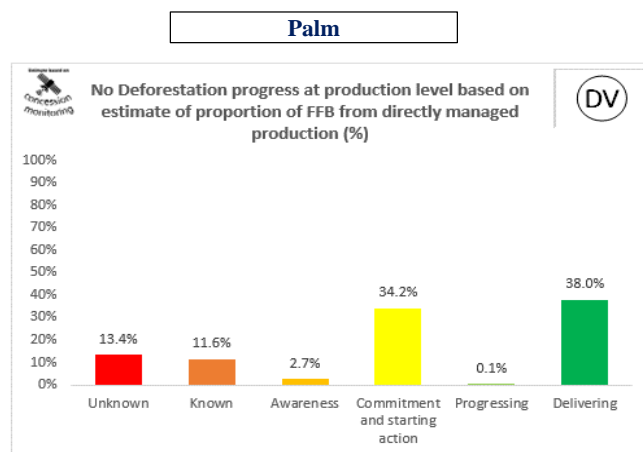
Wilmar has made significant improvements, which include transparently reporting progress on the implementation of various supply chain initiatives and activities. However, we also recognize there is a need for a clearer and consistent way to measure and communicate NDPE progress. Hence, since 2019, Wilmar has actively participated in the NDPE Implementation Reporting Framework (IRF), which is led by Proforest.

The IRF categorizes supplier mills into various pre-defined categories of progress, with a primary objective to evaluate the mills along the three respective pillars of Deforestation, Peat and Exploitation. The categorization process involves collection of data related to:

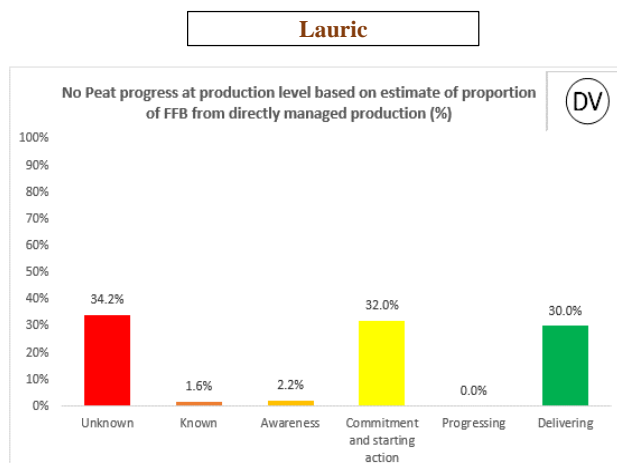
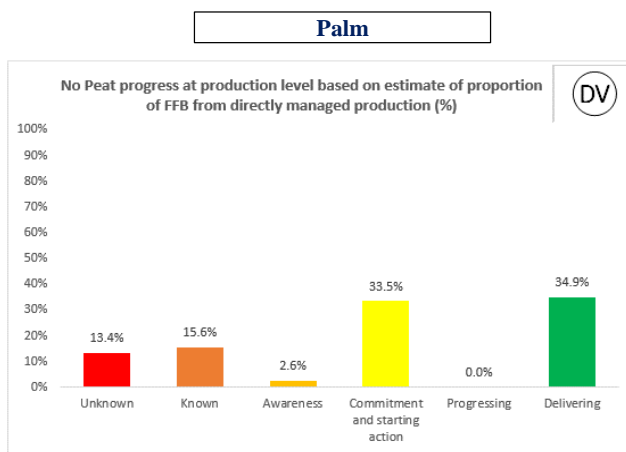
- Certification status
- Monitoring and verification systems
- Grievances
- Sourcing information
- Progress on own estates and third-party supply

For more information on the NDPE Implementation Reporting Framework, please visit https://ndpeirf.files.wordpress.com/2020/05/ndpe-irf_summary.pdf

Deforestation progress at production level based on estimate of proportion of FFB from directly managed production



Progress at mill level (peat)



*Externally verified by Control Union

*Wilmar reports IRF profiles on an annual basis. These profiles represent data basis FY2021.

Last updated: 26 Apr 2022