



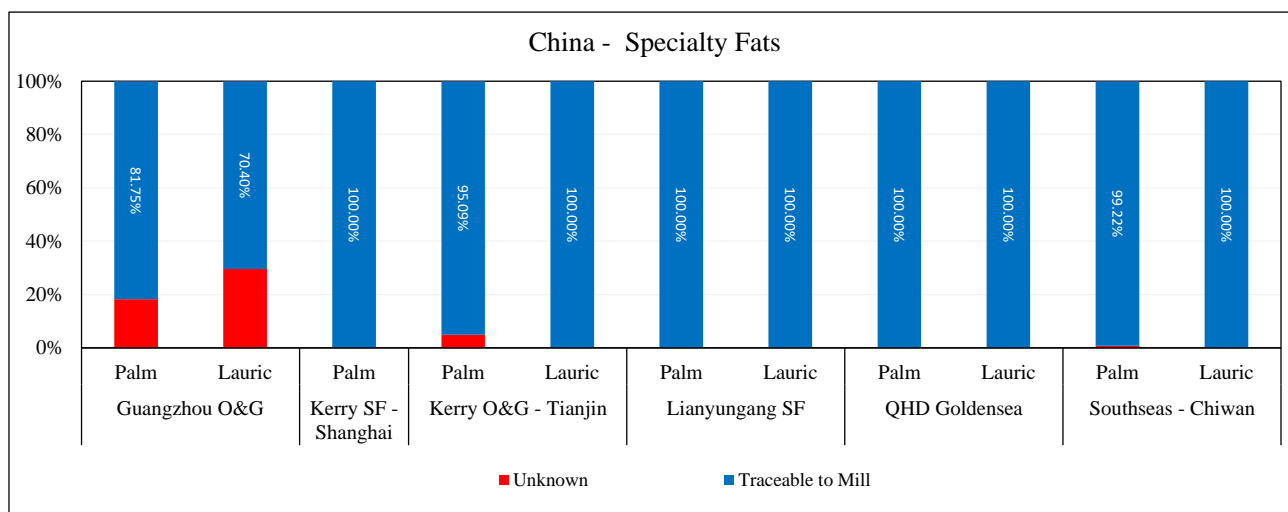
China - Specialty Fats

Traceability Summary - Supplies January 2021 - December 2021

Refinery Details					
Parent Name	Refinery Name	RSPO Status	Latitude	Longitude	Address
Wilmar International Ltd	Yihai (Guangzhou) Oils & Grains Industries Co. Ltd	Yes - MB	23.04953°	113.51616°	No.2, Dongjiang Avenue West Section of Guangzhou Economic & Technological Development District, Guangzhou, China
Wilmar International Ltd	Kerry Specialty Fats (Shanghai) Ltd	Yes – SG / MB	31.34171°	121.61747°	118 Gao Dong Rd, Pu Dong New District, Shanghai, P.R.C
Wilmar International Ltd	Kerry Oils & Grains (Tianjin) Ltd	Yes – MB	39.00820°	117.75974°	No.95 Jinbin Road, Free Trade Zone, Tianjin Port China
Wilmar International Ltd	Yihai (Lianyungang) Specialty Fats Industries Co. Ltd	Yes - SG / MB	34.72450°	119.29767°	No.1, East Road, Huanghai Avenue, Economic & Technology Development Zone, Lianyungang, Jiangsu Province, P.R. China
Wilmar International Ltd	Qinhuangdao Goldensea Specialty Oils & Fats Industries Co., Ltd	Yes - MB	39.91591°	119.59782°	No.35 Haibin Road Haigang District, Qinhuangdao Hebei Province 066002, P.R.China
Wilmar International Ltd	Southseas Oils & Fats Industrial (Chiwan) Ltd	Yes - MB	22.45°	113.76666°	No. 15, Right Fortress Road, Chiwan Shekou Shenzhen P. R. China Post Code : 518068

Overall Traceability	Palm	Lauric
Unknown*	10.0%	7.3%
Traceable to mill	90.0%	92.7%

*Unknown unlisted



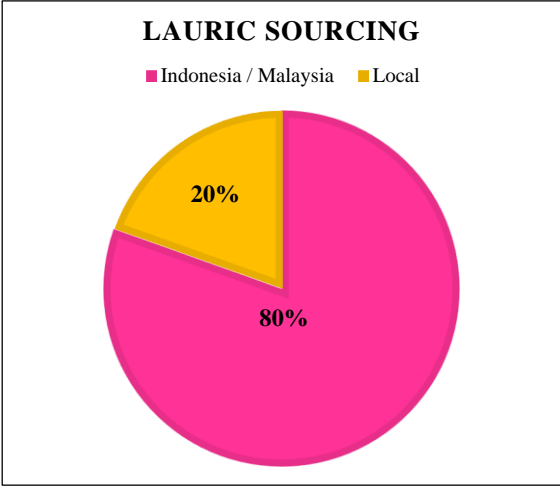
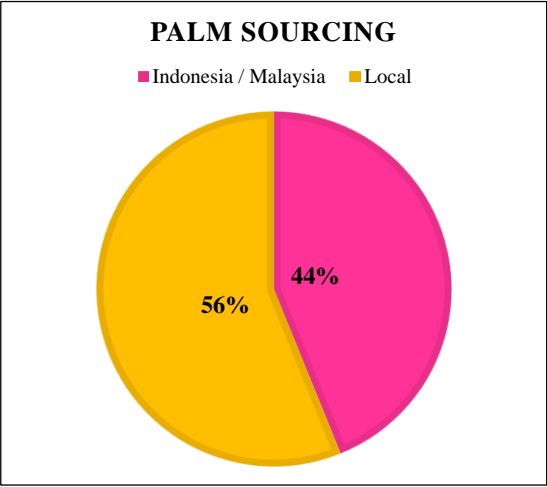
Supplying Wilmar refineries at source

Refinery	Guangzhou O&G	Kerry SF - Shanghai	Kerry O&G - Tianjin	Lianyungang SF	QHD Goldensea	Southseas - Chiwan
BEO, Bintulu	x	x	x	x	x	x
KPOI , Kuching	x	x				
LDEO, Lahad Datu	x	x	x	x	x	x
MNA, Kuala Tanjung	x		x	x	x	x
MNA, Serang						x
MNS, Bitung	x		x			x
PGEO, Lumut	x	x	x	x		x
PGEO, Pasir Gudang				x		
SEO, Sandakan	x	x	x	x	x	x
TSHW, Kunak	x	x	x		x	x
UIP, Padang			x			
WINA, Dumai	x					
WINA, Gresik	x		x	x		x
WINA, Padang	x		x		x	x
WINA, Pelintung	x		x	x		x

Supplying third party refineries at source

Refinery	Guangzhou O&G	Kerry SF - Shanghai	Kerry O&G - Tianjin	Lianyungang SF	QHD Goldensea	Southseas - Chiwan
Genting MusimMas Refinery, Lahad Datu	x			x		x
IOI Edible Oils Sdn Bhd, Sandakan			x			
Mewah Datu Sdn Bhd, Lahad Datu	x	x	x	x	x	x
PT. Adhitya Serayakorita, Dumai	x		x		x	x
PT. Inti Benua Perkasatama, Dumai	x					x
PT. Kutai Refinery Nusantara, Balikpapan	x	x	x	x		x
PT. Musim Mas, Belawan	x		x			
PT. Nagamas Palmoil Lestari, Dumai						x
PT. Nubika Jaya, Labuhan Batu Selatan						x
PT. Sari Dumai Sejati, Lubuk Gaung						x
PT. Sime Darby Oils Pulau Laut Refinery, Pulau Laut	x					
PT. Smart Tbk., Belawan	x					x
PT. Smart Tbk., Tarjun	x		x			
PT. Tanjung Sarana Lestari, Tanjung Bakau	x		x	x		
PT. Wira Inno Mas, Padang	x					

The charts below represent total volumes of palm products sourced from various origins into China in January 2021 - December 2021:





NDPE Implementation Reporting Framework*
Yihai (Guangzhou) Oils & Grains Industries Co. Ltd

Wilmar has made significant improvements, which include transparently reporting progress on the implementation of various supply chain initiatives and activities. However, we also recognize there is a need for a clearer and consistent way to measure and communicate NDPE progress. Hence, since 2019, Wilmar has actively participated in the NDPE Implementation Reporting Framework (IRF), which is led by Proforest.

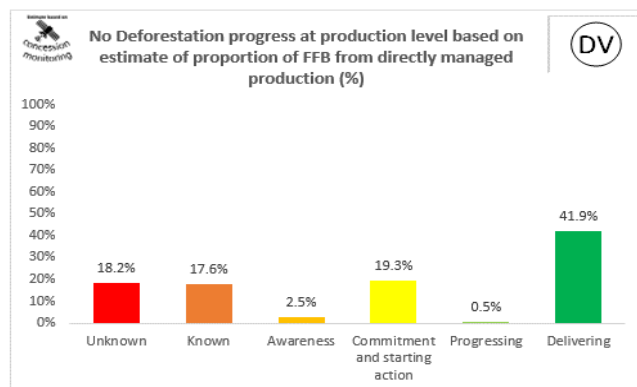
The IRF categorizes supplier mills into various pre-defined categories of progress, with a primary objective to evaluate the mills along the three respective pillars of Deforestation, Peat and Exploitation. The categorization process involves collection of data related to:

- i. Certification status
- ii. Monitoring and verification systems
- iii. Grievances
- iv. Sourcing information
- v. Progress on own estates and third-party supply

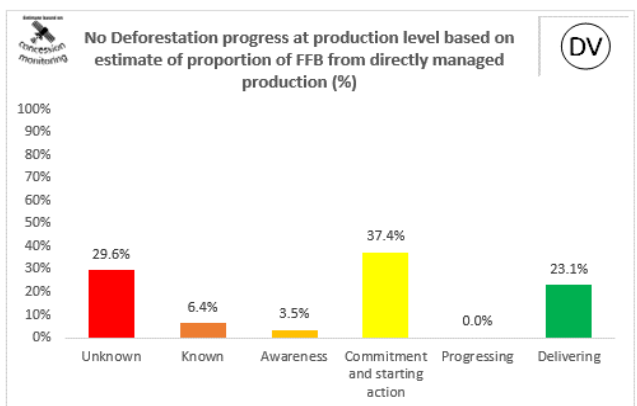
For more information on the NDPE Implementation Reporting Framework, please visit https://ndpeirf.files.wordpress.com/2020/05/ndpe-irf_summary.pdf

Deforestation progress at production level based on estimate of proportion of FFB from directly managed production

Palm

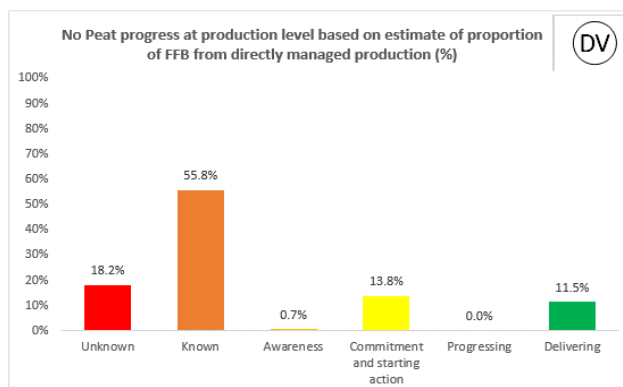


Lauric

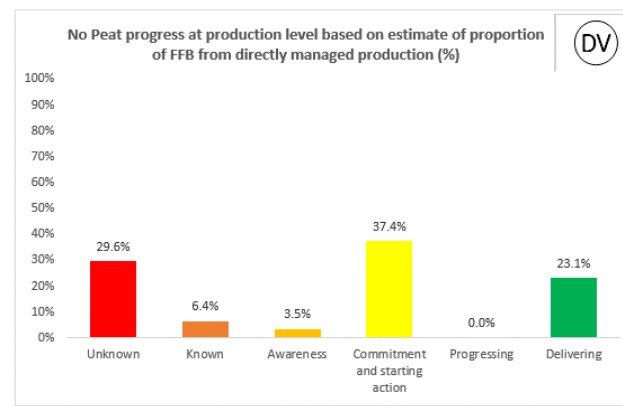


Progress at mill level (peat)

Palm



Lauric



*Externally verified by Control Union

*Wilmar reports IRF profiles on an annual basis. These profiles represent data basis FY2021.

Last Updated: 26 Apr 2022



NDPE Implementation Reporting Framework*
Kerry Specialty Fats (Shanghai) Ltd

Wilmar has made significant improvements, which include transparently reporting progress on the implementation of various supply chain initiatives and activities. However, we also recognize there is a need for a clearer and consistent way to measure and communicate NDPE progress. Hence, since 2019, Wilmar has actively participated in the NDPE Implementation Reporting Framework (IRF), which is led by Proforest.

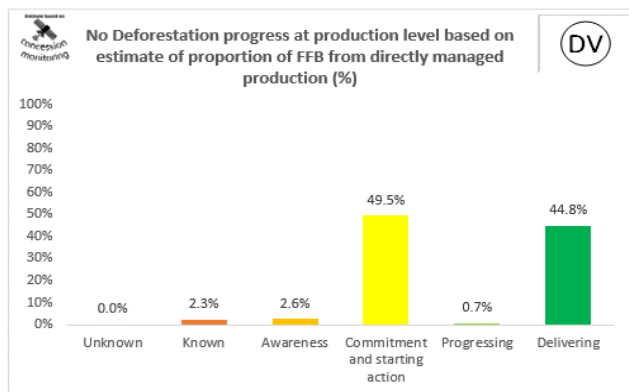
The IRF categorizes supplier mills into various pre-defined categories of progress, with a primary objective to evaluate the mills along the three respective pillars of Deforestation, Peat and Exploitation. The categorization process involves collection of data related to:

- i. Certification status
- ii. Monitoring and verification systems
- iii. Grievances
- iv. Sourcing information
- v. Progress on own estates and third-party supply

For more information on the NDPE Implementation Reporting Framework, please visit https://ndpeirf.files.wordpress.com/2020/05/ndpe-irf_summary.pdf

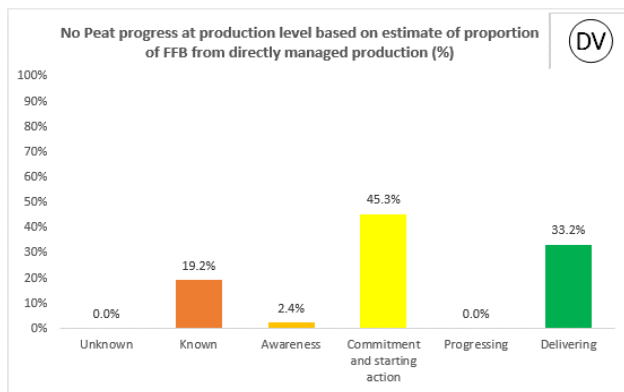
Deforestation progress at production level based on estimate of proportion of FFB from directly managed production

Palm



Progress at mill level (peat)

Palm



*Externally verified by Control Union

*Wilmar reports IRF profiles on an annual basis. These profiles represent data basis FY2021.



NDPE Implementation Reporting Framework*

Kerry Oils & Grains (Tianjin) Ltd

Wilmar has made significant improvements, which include transparently reporting progress on the implementation of various supply chain initiatives and activities. However, we also recognize there is a need for a clearer and consistent way to measure and communicate NDPE progress. Hence, since 2019, Wilmar has actively participated in the NDPE Implementation Reporting Framework (IRF), which is led by Proforest.

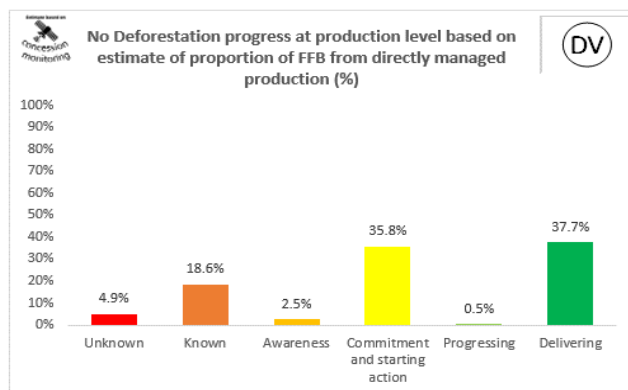
The IRF categorizes supplier mills into various pre-defined categories of progress, with a primary objective to evaluate the mills along the three respective pillars of Deforestation, Peat and Exploitation. The categorization process involves collection of data related to:

- i. Certification status
- ii. Monitoring and verification systems
- iii. Grievances
- iv. Sourcing information
- v. Progress on own estates and third-party supply

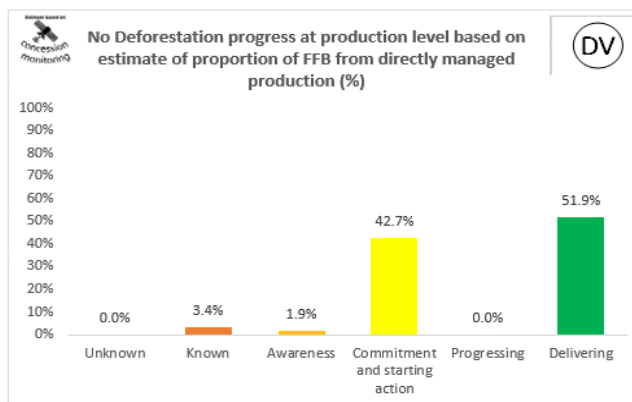
For more information on the NDPE Implementation Reporting Framework, please visit https://ndpeirf.files.wordpress.com/2020/05/ndpe-irf_summary.pdf

Deforestation progress at production level based on estimate of proportion of FFB from directly managed production

Palm

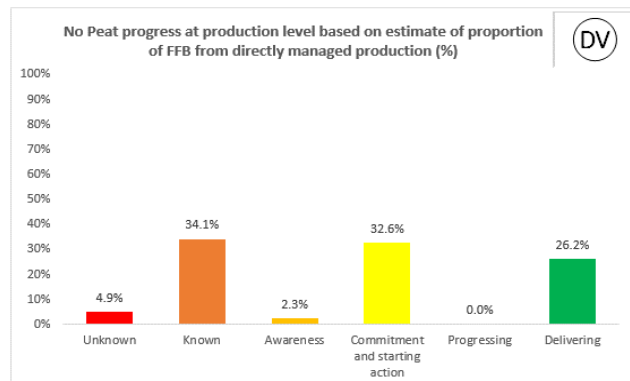


Lauric

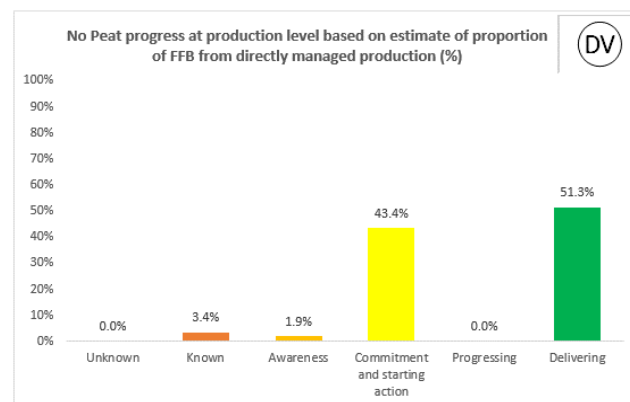


Progress at mill level (peat)

Palm



Lauric



*Externally verified by Control Union

*Wilmar reports IRF profiles on an annual basis. These profiles represent data basis FY2021.

Last Updated: 26 Apr 2022



NDPE Implementation Reporting Framework*

Yihai (Lianyungang) Speciality Fats Industries Co.Ltd

Wilmar has made significant improvements, which include transparently reporting progress on the implementation of various supply chain initiatives and activities. However, we also recognize there is a need for a clearer and consistent way to measure and communicate NDPE progress. Hence, since 2019, Wilmar has actively participated in the NDPE Implementation Reporting Framework (IRF), which is led by Proforest.

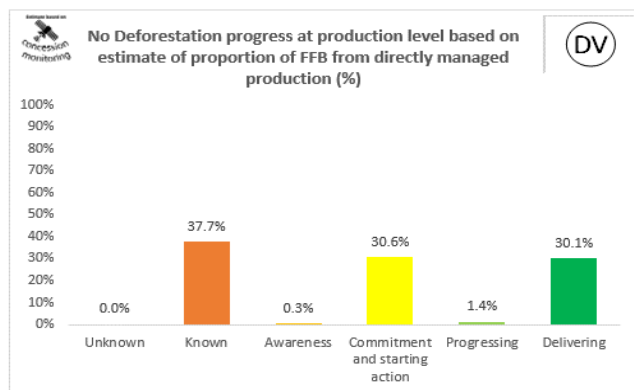
The IRF categorizes supplier mills into various pre-defined categories of progress, with a primary objective to evaluate the mills along the three respective pillars of Deforestation, Peat and Exploitation. The categorization process involves collection of data related to:

- Certification status
- Monitoring and verification systems
- Grievances
- Sourcing information
- Progress on own estates and third-party supply

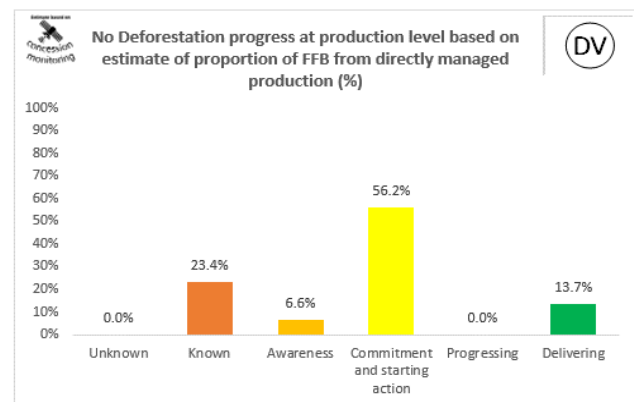
For more information on the NDPE Implementation Reporting Framework, please visit https://ndpeirf.files.wordpress.com/2020/05/ndpe-irf_summary.pdf

Deforestation progress at production level based on estimate of proportion of FFB from directly managed production

Palm

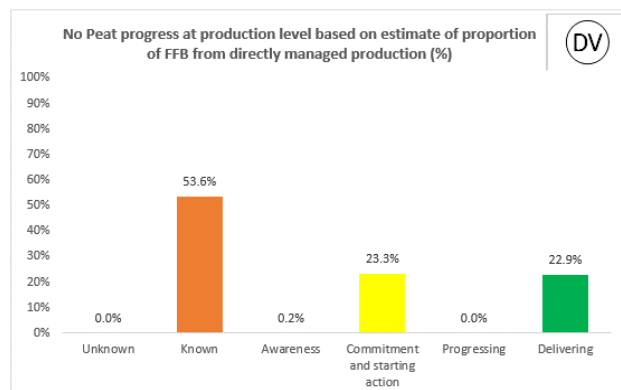


Lauric

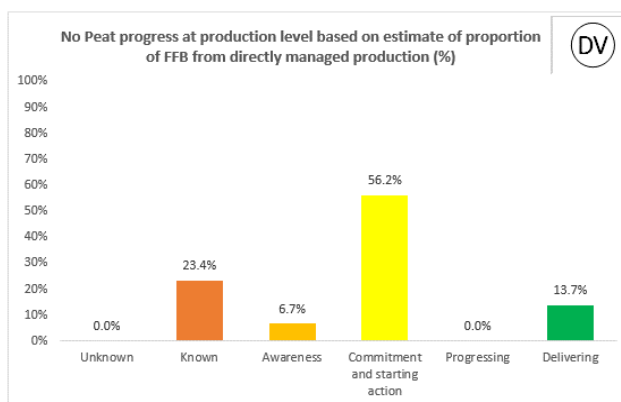


Progress at mill level (peat)

Palm



Lauric



*Externally verified by Control Union

*Wilmar reports IRF profiles on an annual basis. These profiles represent data basis FY2021.

Last Updated: 26 Apr 2022



NDPE Implementation Reporting Framework*
Qinhuangdao Goldensea Specialty Oils & Fats Industries Co., Ltd

Wilmar has made significant improvements, which include transparently reporting progress on the implementation of various supply chain initiatives and activities. However, we also recognize there is a need for a clearer and consistent way to measure and communicate NDPE progress. Hence, since 2019, Wilmar has actively participated in the NDPE Implementation Reporting Framework (IRF), which is led by Proforest.

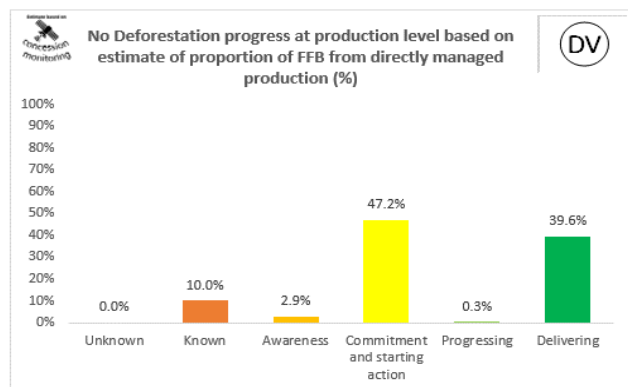
The IRF categorizes supplier mills into various pre-defined categories of progress, with a primary objective to evaluate the mills along the three respective pillars of Deforestation, Peat and Exploitation. The categorization process involves collection of data related to:

- i. Certification status
- ii. Monitoring and verification systems
- iii. Grievances
- iv. Sourcing information
- v. Progress on own estates and third-party supply

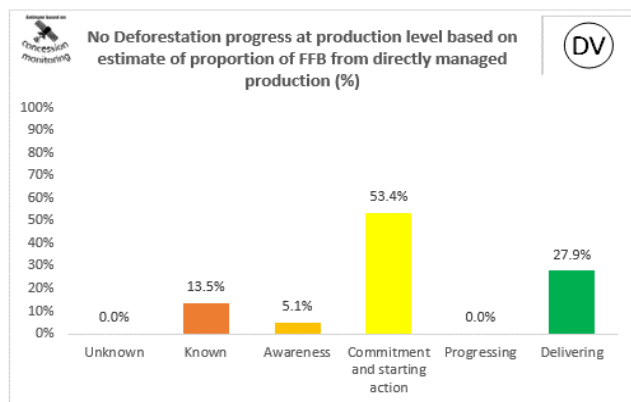
For more information on the NDPE Implementation Reporting Framework, please visit https://ndpeirf.files.wordpress.com/2020/05/ndpe-irf_summary.pdf

Deforestation progress at production level based on estimate of proportion of FFB from directly managed production

Palm

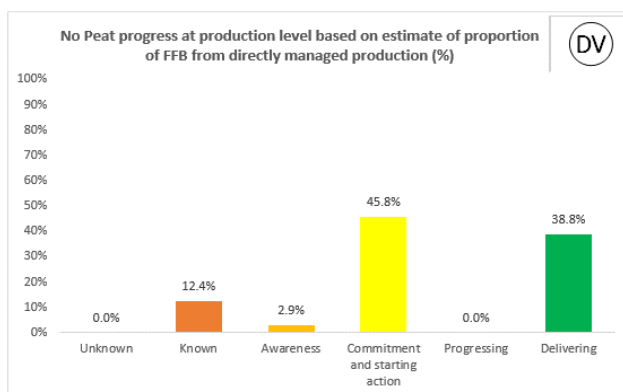


Lauric

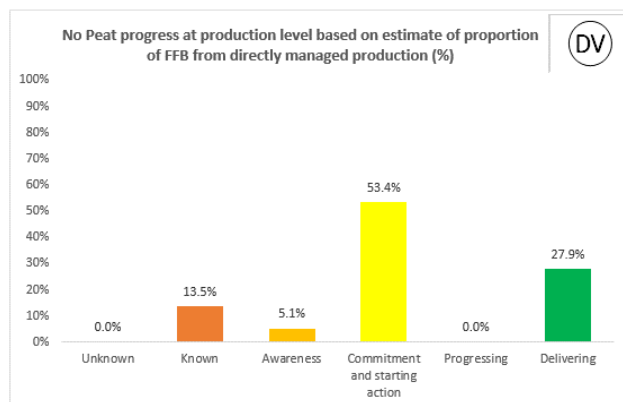


Progress at mill level (peat)

Palm



Lauric



*Externally verified by Control Union

*Wilmar reports IRF profiles on an annual basis. These profiles represent data basis FY2021.

Last Updated: 26 Apr 2022



NDPE Implementation Reporting Framework*

Southseas Oils & Fats Industrial (Chiwan) Ltd

Wilmar has made significant improvements, which include transparently reporting progress on the implementation of various supply chain initiatives and activities. However, we also recognize there is a need for a clearer and consistent way to measure and communicate NDPE progress. Hence, since 2019, Wilmar has actively participated in the NDPE Implementation Reporting Framework (IRF), which is led by Proforest.

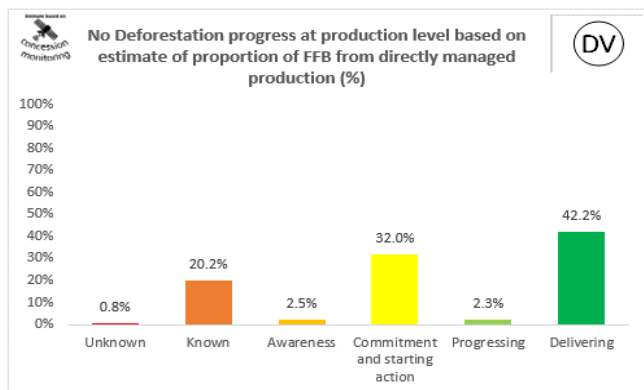
The IRF categorizes supplier mills into various pre-defined categories of progress, with a primary objective to evaluate the mills along the three respective pillars of Deforestation, Peat and Exploitation. The categorization process involves collection of data related to:

- Certification status
- Monitoring and verification systems
- Grievances
- Sourcing information
- Progress on own estates and third-party supply

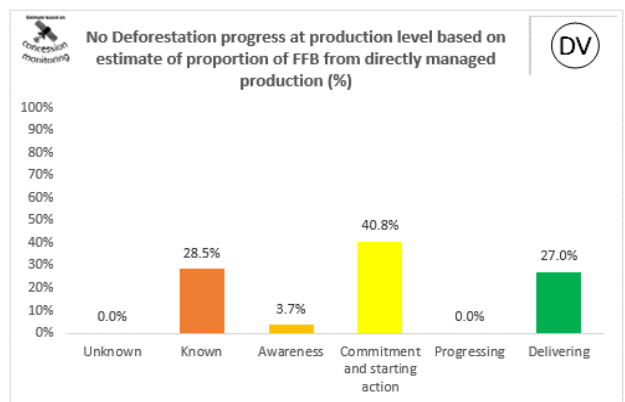
For more information on the NDPE Implementation Reporting Framework, please visit https://ndpeirf.files.wordpress.com/2020/05/ndpe-irf_summary.pdf

Deforestation progress at production level based on estimate of proportion of FFB from directly managed production

Palm

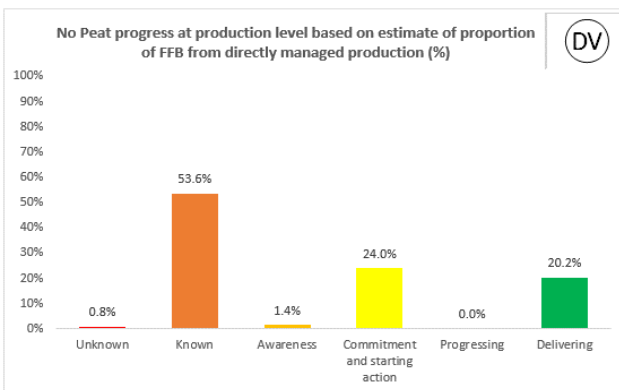


Lauric

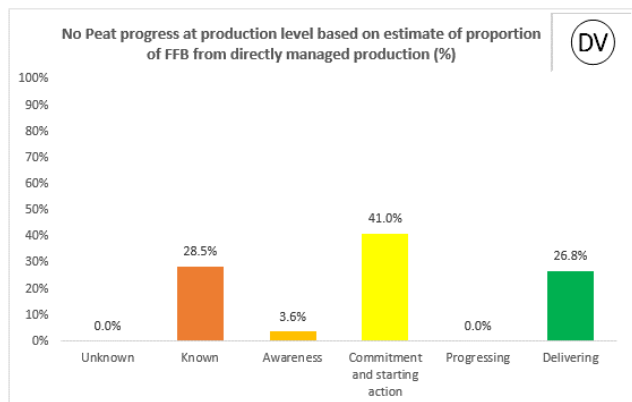


Progress at mill level (peat)

Palm



Lauric



*Externally verified by Control Union

*Wilmar reports IRF profiles on an annual basis. These profiles represent data basis FY2021.

Last Updated: 26 Apr 2022