

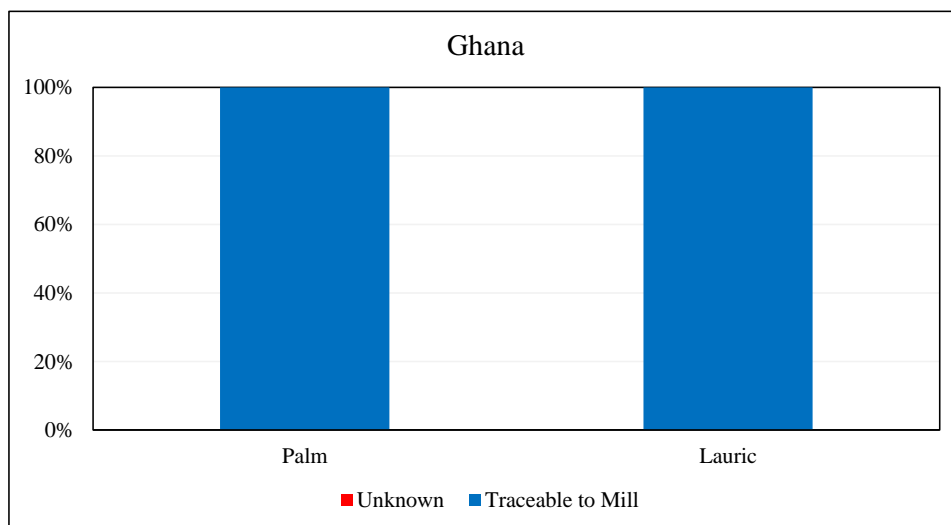


Wilmar Africa Limited, Ghana

Traceability Summary - Supplies January 2021 - December 2021

Refinery Details					
Parent Name	Refinery Name	RSPO Status	Latitude	Longitude	Address
Wilmar International Ltd	Wilmar Africa Ltd	Yes - MB	5.622452°	-0.017378°	Plot no 9,11,17,18, Beach Road, Tema, Ghana

Overall Traceability	Palm	Lauric
Unknown*	0.0%	0.0%
Traceable to mill	100.0%	100.0%



*Unknown unlisted

Direct supplying mills at destination

Parent company	Palm Oil Mill	UML ID	RSPO Status	Latitude	Longitude	Address
Wilmar Africa Ltd	Benso Oil Palm Plantation	PO1000001677	Yes - MB	5.108467°	-1.914372°	P. O. Box 470, Takoradi, Adum Bansa Estate – Western Region, Takoradi, Ghana
SIAT SA	Ghana Oil Palm Development Company	PO1000002358	Yes - MB	6.255694°	-0.944083°	Kwae , Kwaebibirem District, Eastern Region, Ghana
Norpalm Ghana Ltd	Norpalm	PO1000005484	No	4.928056°	-1.896389°	P. O. Box MC 1249,Takoradi, Ghana
Plantation Socfinal Ghana	Plantation Socfinal Ghana	PO1000011302	No	5.156406°	-1.712786°	P.O. Box TD 1429-Takoradi, Ghana
SriGhana Oils Extraction Ltd	SriGhana Oils Extraction Ltd	PO1000007632	No	6.179810°	-1.154860°	P.O.Box 32 Akim - Brenase, Akim- Mansa District, Akim - Mansa- Eastern Region, Ghana
Twifo Oil Palm Plantations Limited	Twifo Oil Palm Plantations Palm Oil Mill	PO1000002917	Yes - MB	5.543300°	-1.542817°	P. O. Box 100, Cape Coast, Twifo-Ntafrewaso - Central Region, Ghana
Two British Investors	Volta Red Mill		No	7.717778°	0.535000°	P. O. Box 50, The Assembly Kadjebi, Ghana

Supplying Wilmar refineries at source

	WAL
BEO, Bintulu	x
SEO, Sandakan	x
TSHW, Kunak	x
WKEO, Kuantan	x

Supplying Wilmar refineries at destination

	WAL
Sania CIE, Ivory Coast	x

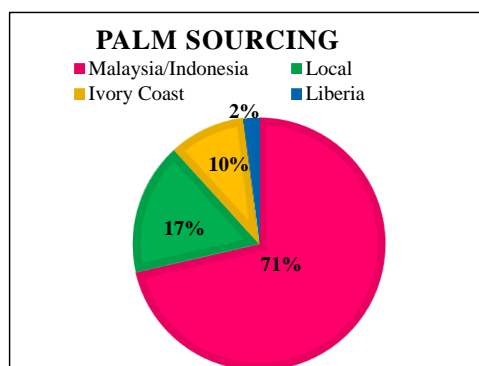
Supplying third party refineries at source

	WAL
IOI Edible Oils Sandakan Sdn Bhd	x
Genting MusimMas Refinery Sdn Bhd, Lahad Datu	x
Musim Mastika Oils & Fats (Malaysia) Sdn Bhd, Tanjung Langsat	x

Supplying third party refineries at destination

	WAL
Libinc Oil Palm Inc, Liberia	x

The charts below represent total volumes of palm products sourced from various origins into Ghana in January 2021 - December 2021



Last updated: 26 Apr 2022

NDPE Implementation Reporting Framework*

Wilmar Africa Limited, Ghana

Wilmar has made significant improvements, which include transparently reporting progress on the implementation of various supply chain initiatives and activities. However, we also recognize there is a need for a clearer and consistent way to measure and communicate NDPE progress. Hence, since 2019, Wilmar has actively participated in the NDPE Implementation Reporting Framework (IRF), which is led by Proforest.

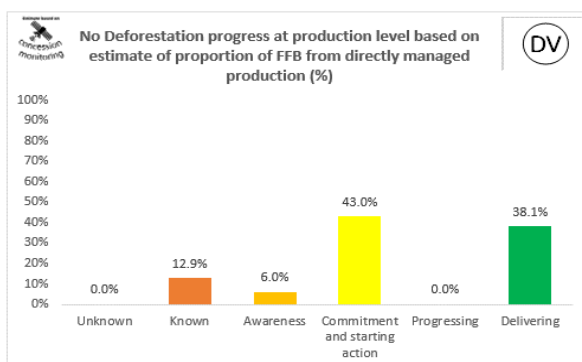
The IRF categorizes supplier mills into various pre-defined categories of progress, with a primary objective to evaluate the mills along the three respective pillars of Deforestation, Peat and Exploitation. The categorization process involves collection of data related to:

- i. Certification status
- ii. Monitoring and verification systems
- iii. Grievances
- iv. Sourcing information
- v. Progress on own estates and third-party supply

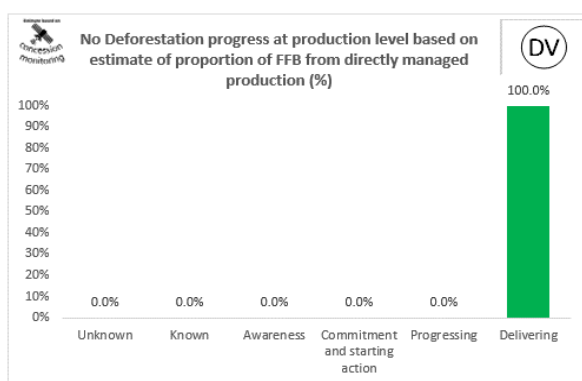
For more information on the NDPE Implementation Reporting Framework, please visit https://ndpeirf.files.wordpress.com/2020/05/ndpe-irf_summary.pdf

Deforestation progress at production level based on estimate of proportion of FFB from directly managed production

Palm

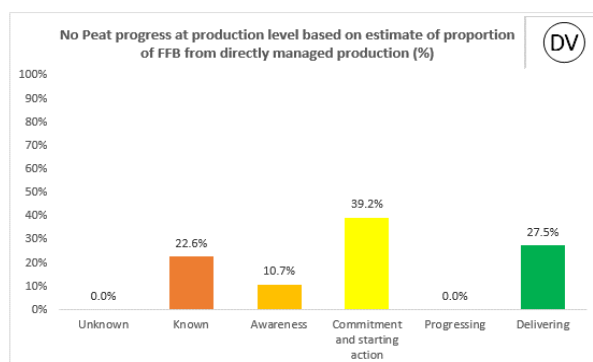


Lauric

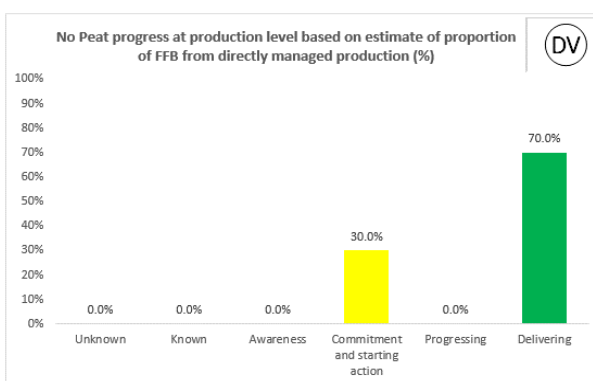


Progress at mill level (peat)

Palm



Lauric



*Externally verified by Control Union

*Wilmar reports IRF profiles on an annual basis. These profiles represent data basis FY2021.

Last updated: 26 Apr 2022