



Adani Wilmar Limited, India

Traceability Summary - Supplies January 2021 - December 2021

Refinery Details					
Parent Name	Refinery Name	RSPO Status	Latitude	Longitude	Address
Adani Wilmar Ltd	Adani Wilmar Ltd, Haldia	Yes – SG/MB	22.0300°	88.0600°	JL No. 149, Debhog HPL, 721657 Haldia - West Bengal, India
			22.0636°	88.0894°	JL No. 149, Debhog HPL, Near Essar Petrol Pump, 721657 Haldia - West Bengal, India
Adani Wilmar Ltd	Adani Wilmar Ltd, Hazira	Yes – SG/MB	21.156227°	72.647553°	Survey No 77, 68, 79 & 81, Shivrampur Village, Suvali, Tanka: Chorasi, Hazira Surat - 394510, Gujarat State, India
Adani Wilmar Ltd	Adani Wilmar Ltd, Kakinada	Yes – SG/MB	16.93333°	82.21666°	Suryarao peta (via), 3 APSP Camp (SO), Thammavaram Post, Kakinada – 533005, Andhra Pradesh, India
Adani Wilmar Ltd	Adani Wilmar Ltd, Krishnapatnam	Yes – SG/MB	14.25744°	80.05436°	Survey No 292 & 317, Pantapalam Village, Muthukuru Mandal, Sri Pottisriramulu, Nellore 524 323, Andhra Pradesh, India
Adani Wilmar Ltd	Adani Wilmar Ltd, Mangalore	Yes – SG/MB	12.95194°	74.8325°	Survey no 5,6,7&11, Baikampady Industrial Area, Mangalore - 575011, Karnataka - India
Adani Wilmar Ltd	Adani Wilmar Ltd, Mundra	Yes – SG/MB	22.82483°	69.69947°	Post Box No.2, Village: Dhrub, Taluka Mundra-370421, District Kutch, Gujarat, India
Adani Wilmar Ltd	Adani Wilmar Ltd, Paradip	No	20.28553°	86.641126°	Paradeep, Odisha 754142, India
KOG-KTV Food Products (India) Pvt Ltd	KOG-KTV Food Products (India) Pvt Ltd	No	8.823431°	78.14969°	C-85, 2nd Main Road, SIPCOT, Tuticorin-628008, Tamil Nadu, India
K.T.V Health Foods Pvt Ltd	K.T.V Health Foods Pvt Ltd	No	13.43931°	80.03965°	B-69, SIPCOT, Gumudipoondi, Chennai - 601201, Tamil Nadu, India

Overall Traceability

Unknown*

Traceable to mill

Palm

5.4%

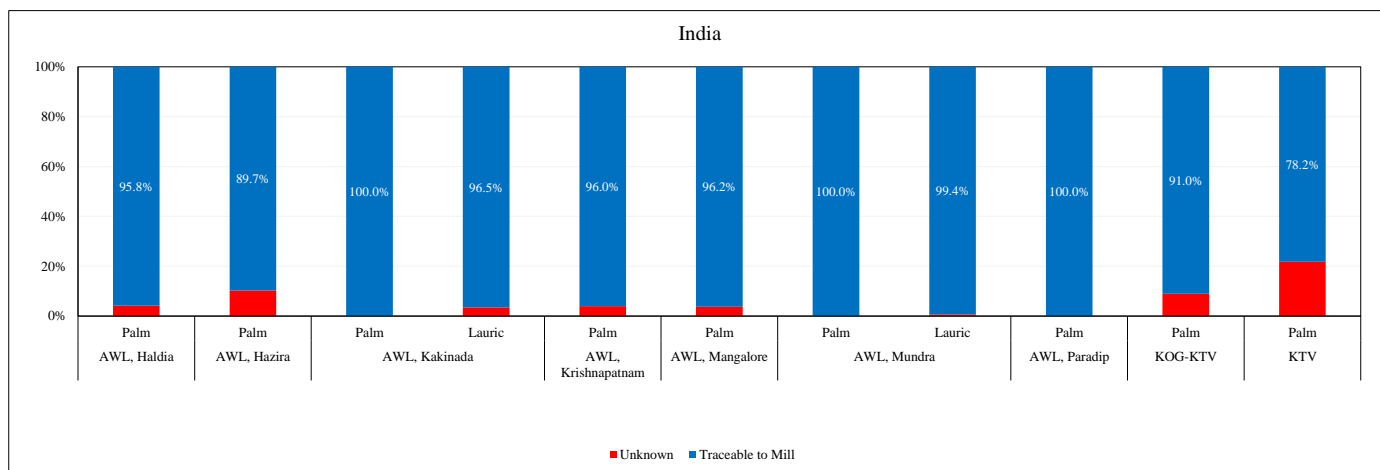
94.6%

Lauric

1.2%

98.8%

*Unknown unlisted



Direct supplying mills at destination

Parent company	Palm Oil Mill	UML ID	RSPO Status	Latitude	Longitude	Address
Godrej Ltd	Godrej Agrovet Ltd., Chintampalli	PO1000007490	No	17.207706°	80.940331°	Chintampalli Village, Chintalapudi (MD), West Godavari Dist, Andhra Pradesh, 534460
Godrej Ltd	Godrej Agrovet Ltd., Pothapalli	PO1000007670	No	17.003448°	81.263028°	Ch.Pothepalli, Dwaraka Tirumala(MD), West Godavari Dist, Andhra Pradesh, 534451
Navabharat Agro Products Ltd	Navabharat Ltd	PO1000008344	No	17.131924°	81.274595°	17-474, Uppalametta, Jangareddigudem, West Godavari, Andhra Pradesh - 534447
Oil Palm India Ltd	Oil Palm India Ltd		No	8.95073°	76.99746°	Anchal- Kulathupuzha Road, Yeroor Estate, Bharatheepuram P.O., Kollam Dist.
Ruchi Soya	Ruchi Soya Industries Ltd., Ampapuram	PO1000007624	No	16.598290°	80.900442°	NH – 5 , Ampapuram , Krishna District , Andhra Pradesh
Ruchi Soya	Ruchi Soya Industries Ltd., Peddapuram	PO1000008342	No	17.058813°	82.135791°	ADB Road, Peddapuram, East Godavar Dist, Andhra Pradesh
3F Oil Industries	3F Oil Palm Agrotech Pvt Ltd	PO1000008590	No	17.003520°	81.469730°	Factory R.S.No.192, Yernagudem Villave , Devarapalli Mandal, West Godavari District, Andhra Pradesh - 534313

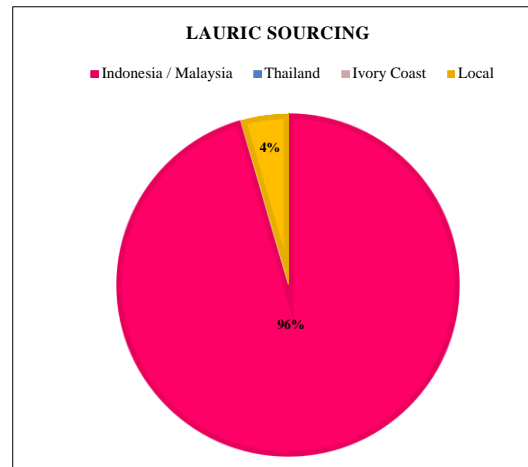
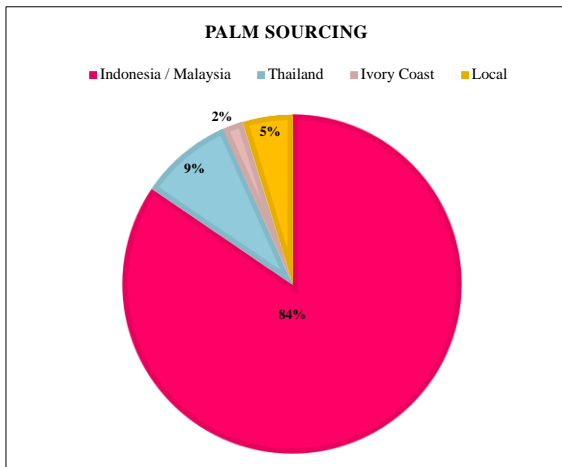
Supplying Wilmar refineries at source

Refinery	AWL, Haldia	AWL, Hazira	AWL, Kakinada	AWL, Krishnapatnam	AWL, Mangalore	AWL, Mundra	AWL, Paradip	KOG-KTV	KTV
BEO, Bintulu	x	x	x	x	x	x		x	x
KPOI, Kuching	x		x	x			x	x	x
LDEO, Lahad Datu	x		x	x					
MNA, Kuala Tanjung							x		
NOC, Pasir Gudang						x			
PGEO, Lumut								x	
SAP, Palembang	x								
SEO, Sandakan	x	x	x	x		x			
TSHW, Kunak			x						
WEO, Butterworth			x				x		x
WINA, Dumai								x	
WINA, Padang	x			x	x		x		x
WINA, Pelintung	x	x			x	x	x		x
WKEO, Kuantan	x						x		
Adani Wilmar Ltd, Krishnapatnam									x
Sanie CIE, Ivory Coast		x			x	x			

Supplying third party refineries at source

Refinery	AWL, Haldia	AWL, Hazira	AWL, Kakinada	AWL, Krishnapatnam	AWL, Mangalore	AWL, Mundra	AWL, Paradip	KOG-KTV	KTV
AAA Oils & Fats Pte Ltd, Bulking Station				x	x				
AAA Oils & Fats Pte Ltd, Krabi	x			x					
AAA Oils & Fats Pte Ltd, Kuala Tanjung		x			x	x		x	
AAA Oils & Fats Pte Ltd, Kuantan		x							
AAA Oils & Fats Pte Ltd, Prachup Khirikhan				x	x				
AASTAR Trading Pte Ltd, Lubuk Gaung	x								
Bunge Asia Pte Ltd, Krabi									x
Bunge Asia Pte Ltd, Phuket									x
Bunge India Pvt Ltd									x
Cargill International Trading Pte Ltd									x
Cargill Palm Products Sdn Bhd, Port Klang				x					
Cargill, Dumai	x								
Just Oil and Grain Pte Ltd, Lhokseumawe	x								
Just Oil and Grain Pte Ltd, Lubuk Gaung									x
Just Oil and Grain Pte Ltd, Opl Suratthani	x	x		x		x			
New Britain Palm Oil Ltd, Kimbe					x	x			
Olam International Limited, Phuket	x								
PT. Energi Unggul Persada, Lubuk Gaung					x				
PT. Inti Benua Perkasatama, Dumai						x			
PT. Kutai Refinery Nusantara, Balikpapan					x				
PT. Padang Raya Cakrawala, Padang									x
PT. Permata Hijau Palm Oleo - KIM, Belawan						x			
PT. Sari Dumai Sejati, Lubuk Gaung	x	x	x	x	x	x			x
PT. Sime Darby Oils Pulau Laut Refinery, Pulau Laut	x			x				x	x
PT. SMART Tbk., Tarjun						x			
Sime Darby Oils Bintulu Sdn Bhd, Bintulu				x					x
Sime Darby Oils Port Klang Refinery, Port Klang						x			
Sime Darby Plantation Berhad, Kunak						x			
South India Krishna Oil & Fats, Andhra Pradesh									x
Univanich Palm Oil Public Co., Ltd.	x							x	

The charts below represent total volumes of palm products sourced from various origins into India in January 2021 - December 2021





NDPE Implementation Reporting Framework*

Adani Wilmar Ltd, Haldia

Wilmar has made significant improvements, which include transparently reporting progress on the implementation of various supply chain initiatives and activities. However, we also recognize there is a need for a clearer and consistent way to measure and communicate NDPE progress. Hence, since 2019, Wilmar has actively participated in the NDPE Implementation Reporting Framework (IRF), which is led by Proforest.

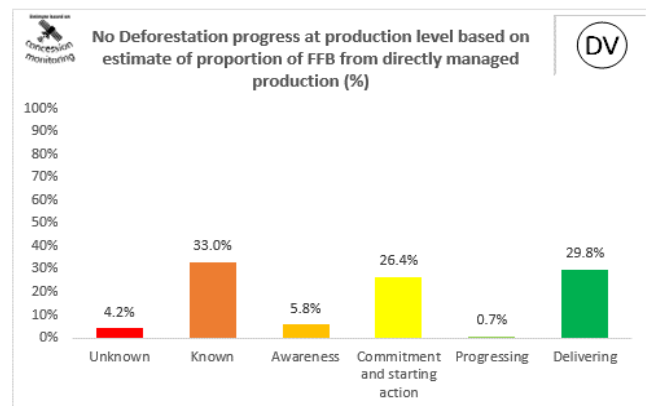
The IRF categorizes supplier mills into various pre-defined categories of progress, with a primary objective to evaluate the mills along the three respective pillars of Deforestation, Peat and Exploitation. The categorization process involves collection of data related to:

- Certification status
- Monitoring and verification systems
- Grievances
- Sourcing information
- Progress on own estates and third-party supply

For more information on the NDPE Implementation Reporting Framework, please visit https://ndpeirf.files.wordpress.com/2020/05/ndpe-irf_summary.pdf

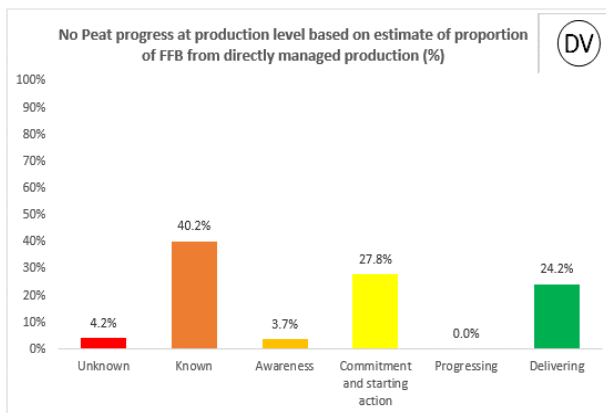
Deforestation progress at production level based on estimate of proportion of FFB from directly managed production

Palm



Progress at mill level (peat)

Palm



*Externally verified by Control Union

*Wilmar reports IRF profiles on an annual basis. These profiles represent data basis FY2021.



NDPE Implementation Reporting Framework*

Adani Wilmar Ltd, Hazira

Wilmar has made significant improvements, which include transparently reporting progress on the implementation of various supply chain initiatives and activities. However, we also recognize there is a need for a clearer and consistent way to measure and communicate NDPE progress. Hence, since 2019, Wilmar has actively participated in the NDPE Implementation Reporting Framework (IRF), which is led by Proforest.

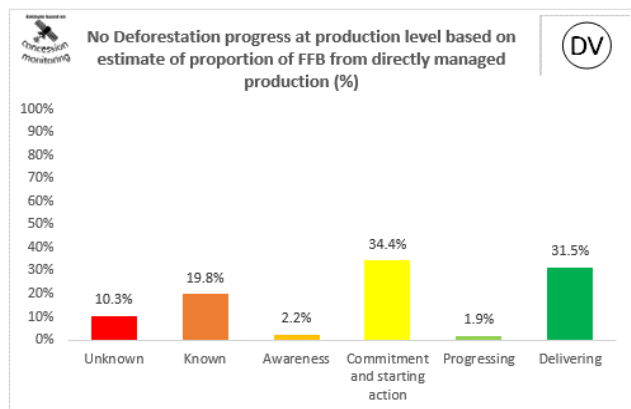
The IRF categorizes supplier mills into various pre-defined categories of progress, with a primary objective to evaluate the mills along the three respective pillars of Deforestation, Peat and Exploitation. The categorization process involves collection of data related to:

- Certification status
- Monitoring and verification systems
- Grievances
- Sourcing information
- Progress on own estates and third-party supply

For more information on the NDPE Implementation Reporting Framework, please visit https://ndpeirf.files.wordpress.com/2020/05/ndpe-irf_summary.pdf

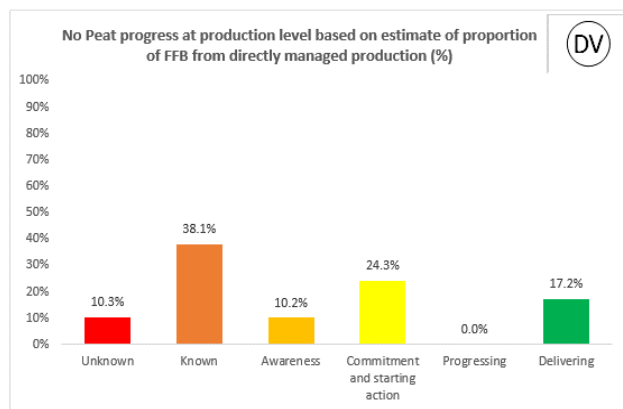
Deforestation progress at production level based on estimate of proportion of FFB from directly managed production

Palm



Progress at mill level (peat)

Palm



*Externally verified by Control Union

*Wilmar reports IRF profiles on an annual basis. These profiles represent data basis FY2021.

Last updated: 26 Apr 2022



NDPE Implementation Reporting Framework*

Adani Wilmar Ltd, Kakinada

Wilmar has made significant improvements, which include transparently reporting progress on the implementation of various supply chain initiatives and activities. However, we also recognize there is a need for a clearer and consistent way to measure and communicate NDPE progress. Hence, since 2019, Wilmar has actively participated in the NDPE Implementation Reporting Framework (IRF), which is led by Proforest.

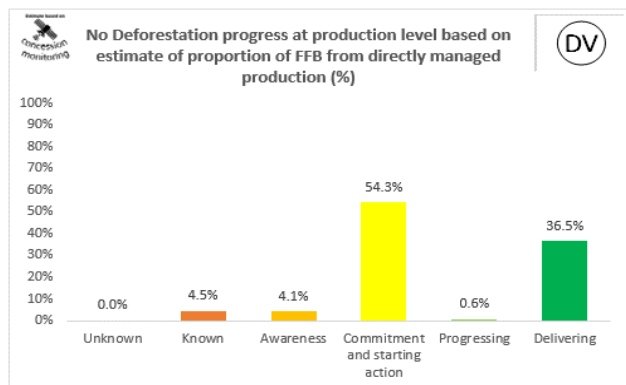
The IRF categorizes supplier mills into various pre-defined categories of progress, with a primary objective to evaluate the mills along the three respective pillars of Deforestation, Peat and Exploitation. The categorization process involves collection of data related to:

- i. Certification status
- ii. Monitoring and verification systems
- iii. Grievances
- iv. Sourcing information
- v. Progress on own estates and third-party supply

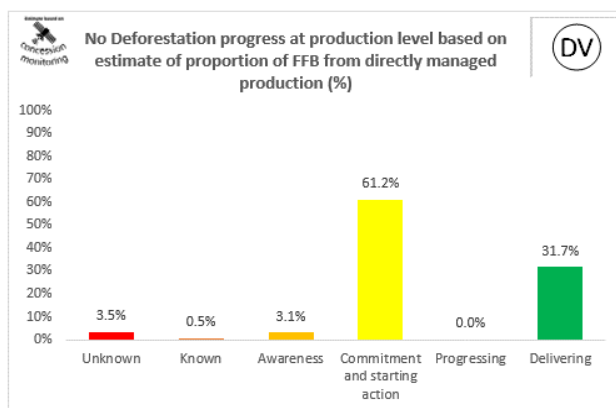
For more information on the NDPE Implementation Reporting Framework, please visit https://ndpeirf.files.wordpress.com/2020/05/ndpe-irf_summary.pdf

Deforestation progress at production level based on estimate of proportion of FFB from directly managed production

Palm

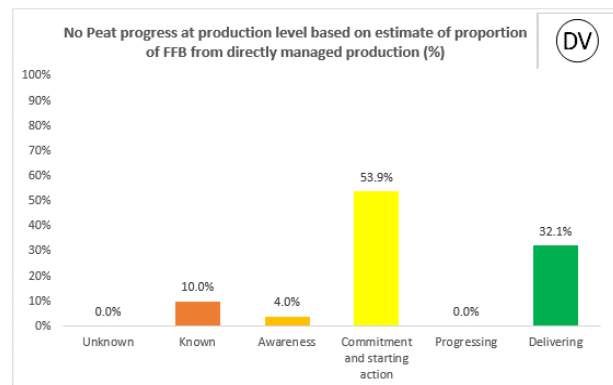


Lauric

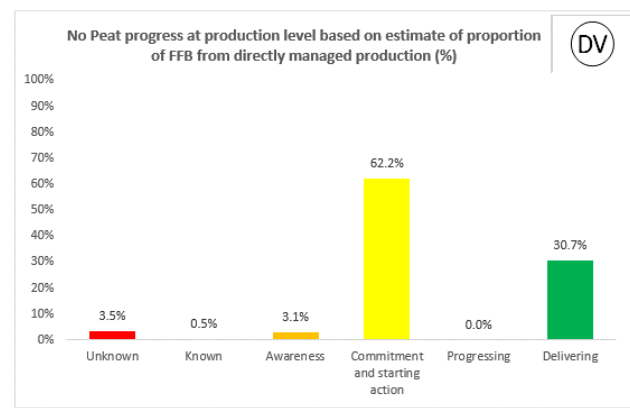


Progress at mill level (peat)

Palm



Lauric



*Externally verified by Control Union

*Wilmar reports IRF profiles on an annual basis. These profiles represent data basis FY2021.

Last updated: 26 Apr 2022



NDPE Implementation Reporting Framework*
Adani Wilmar Ltd, Krishnapatnam

Wilmar has made significant improvements, which include transparently reporting progress on the implementation of various supply chain initiatives and activities. However, we also recognize there is a need for a clearer and consistent way to measure and communicate NDPE progress. Hence, since 2019, Wilmar has actively participated in the NDPE Implementation Reporting Framework (IRF), which is led by Proforest.

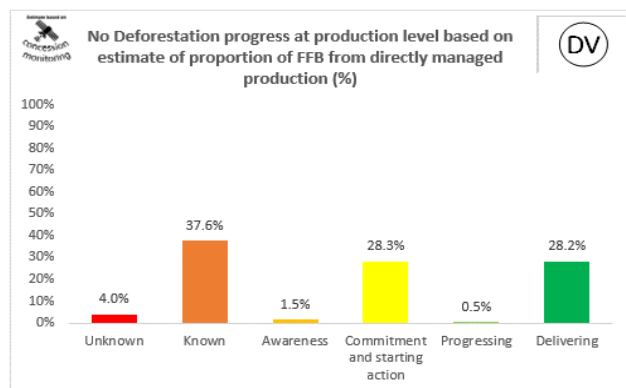
The IRF categorizes supplier mills into various pre-defined categories of progress, with a primary objective to evaluate the mills along the three respective pillars of Deforestation, Peat and Exploitation. The categorization process involves collection of data related to:

- i. Certification status
- ii. Monitoring and verification systems
- iii. Grievances
- iv. Sourcing information
- v. Progress on own estates and third-party supply

For more information on the NDPE Implementation Reporting Framework, please visit https://ndpeirf.files.wordpress.com/2020/05/ndpe-irf_summary.pdf

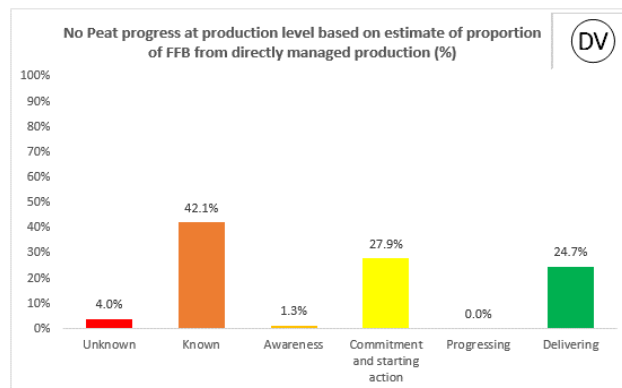
Deforestation progress at production level based on estimate of proportion of FFB from directly managed production

Palm



Progress at mill level (peat)

Palm



*Externally verified by Control Union

*Wilmar reports IRF profiles on an annual basis. These profiles represent data basis FY2021.

Last updated: 26 Apr 2022



NDPE Implementation Reporting Framework*
Adani Wilmar Ltd, Mangalore

Wilmar has made significant improvements, which include transparently reporting progress on the implementation of various supply chain initiatives and activities. However, we also recognize there is a need for a clearer and consistent way to measure and communicate NDPE progress. Hence, since 2019, Wilmar has actively participated in the NDPE Implementation Reporting Framework (IRF), which is led by Proforest.

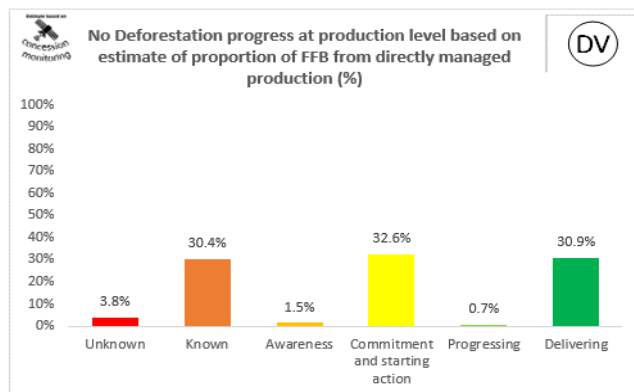
The IRF categorizes supplier mills into various pre-defined categories of progress, with a primary objective to evaluate the mills along the three respective pillars of Deforestation, Peat and Exploitation. The categorization process involves collection of data related to:

- i. Certification status
- ii. Monitoring and verification systems
- iii. Grievances
- iv. Sourcing information
- v. Progress on own estates and third-party supply

For more information on the NDPE Implementation Reporting Framework, please visit https://ndpeirf.files.wordpress.com/2020/05/ndpe-irf_summary.pdf

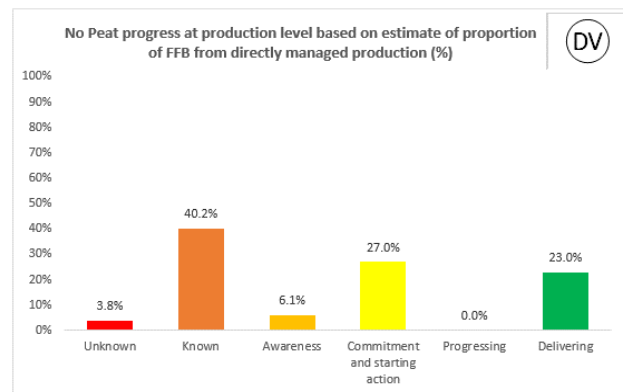
Deforestation progress at production level based on estimate of proportion of FFB from directly managed production

Palm



Progress at mill level (peat)

Palm



*Externally verified by Control Union

*Wilmar reports IRF profiles on an annual basis. These profiles represent data basis FY2021.



NDPE Implementation Reporting Framework*
Adani Wilmar Ltd, Mundra

Wilmar has made significant improvements, which include transparently reporting progress on the implementation of various supply chain initiatives and activities. However, we also recognize there is a need for a clearer and consistent way to measure and communicate NDPE progress. Hence, since 2019, Wilmar has actively participated in the NDPE Implementation Reporting Framework (IRF), which is led by Proforest.

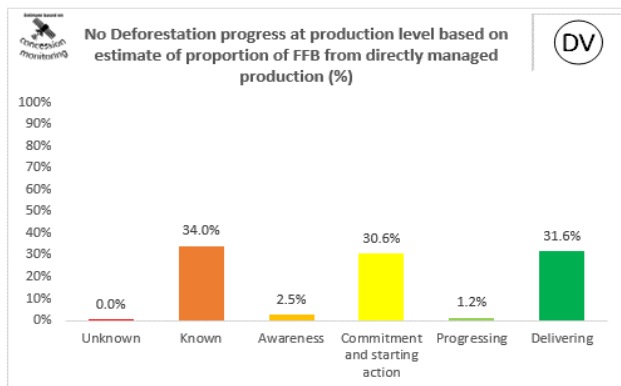
The IRF categorizes supplier mills into various pre-defined categories of progress, with a primary objective to evaluate the mills along the three respective pillars of Deforestation, Peat and Exploitation. The categorization process involves collection of data related to:

- i. Certification status
- ii. Monitoring and verification systems
- iii. Grievances
- iv. Sourcing information
- v. Progress on own estates and third-party supply

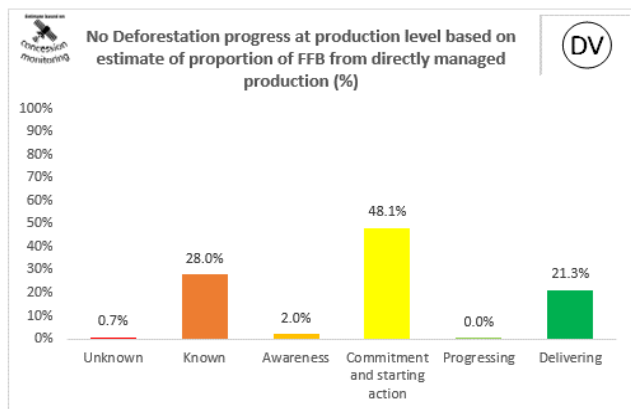
For more information on the NDPE Implementation Reporting Framework, please visit https://ndpeirf.files.wordpress.com/2020/05/ndpe-irf_summary.pdf

Deforestation progress at production level based on estimate of proportion of FFB from directly managed production

Palm

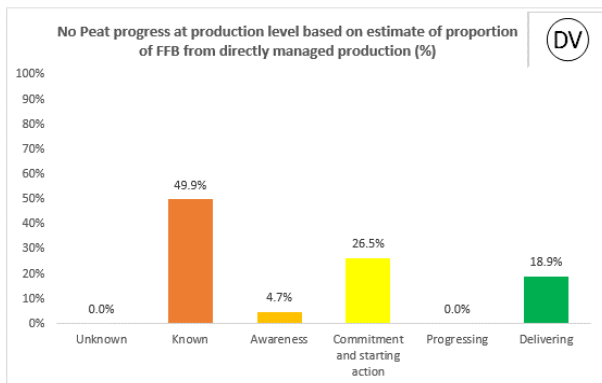


Lauric

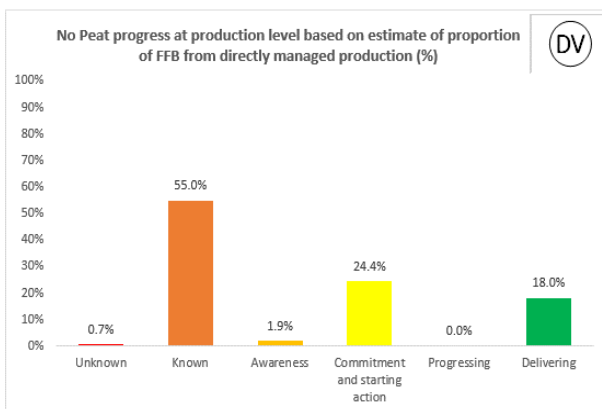


Progress at mill level (peat)

Palm



Lauric



*Externally verified by Control Union

*Wilmar reports IRF profiles on an annual basis. These profiles represent data basis FY2021.

Last updated: 26 Apr 2022



NDPE Implementation Reporting Framework*

Adani Wilmar Ltd, Paradip

Wilmar has made significant improvements, which include transparently reporting progress on the implementation of various supply chain initiatives and activities. However, we also recognize there is a need for a clearer and consistent way to measure and communicate NDPE progress. Hence, since 2019, Wilmar has actively participated in the NDPE Implementation Reporting Framework (IRF), which is led by Proforest.

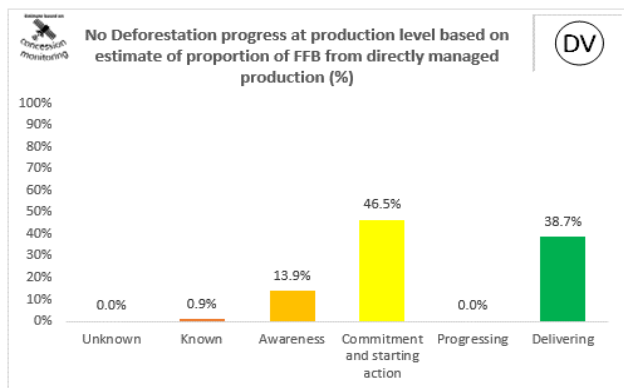
The IRF categorizes supplier mills into various pre-defined categories of progress, with a primary objective to evaluate the mills along the three respective pillars of Deforestation, Peat and Exploitation. The categorization process involves collection of data related to:

- Certification status
- Monitoring and verification systems
- Grievances
- Sourcing information
- Progress on own estates and third-party supply

For more information on the NDPE Implementation Reporting Framework, please visit https://ndpeirf.files.wordpress.com/2020/05/ndpe-irf_summary.pdf

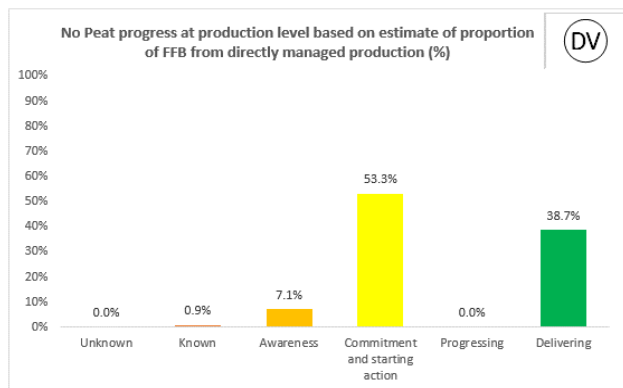
Deforestation progress at production level based on estimate of proportion of FFB from directly managed production

Palm



Progress at mill level (peat)

Palm



*Externally verified by Control Union

*Wilmar reports IRF profiles on an annual basis. These profiles represent data basis FY2021.

Last updated: 26 Apr 2022



NDPE Implementation Reporting Framework*

KOG-KTV Food Products (India) Pvt Ltd

Wilmar has made significant improvements, which include transparently reporting progress on the implementation of various supply chain initiatives and activities. However, we also recognize there is a need for a clearer and consistent way to measure and communicate NDPE progress. Hence, since 2019, Wilmar has actively participated in the NDPE Implementation Reporting Framework (IRF), which is led by Proforest.

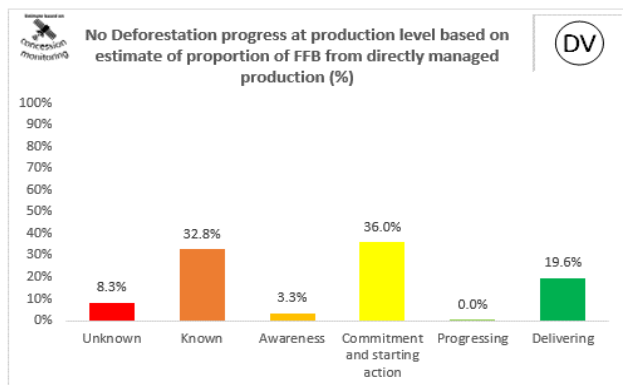
The IRF categorizes supplier mills into various pre-defined categories of progress, with a primary objective to evaluate the mills along the three respective pillars of Deforestation, Peat and Exploitation. The categorization process involves collection of data related to:

- Certification status
- Monitoring and verification systems
- Grievances
- Sourcing information
- Progress on own estates and third-party supply

For more information on the NDPE Implementation Reporting Framework, please visit https://ndpeirf.files.wordpress.com/2020/05/ndpe-irf_summary.pdf

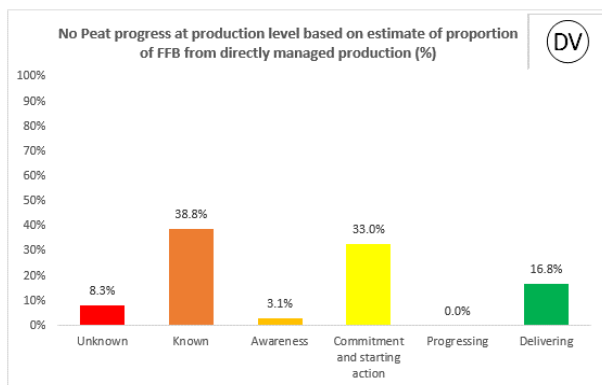
Deforestation progress at production level based on estimate of proportion of FFB from directly managed production

Palm



Progress at mill level (peat)

Palm



*Externally verified by Control Union

*Wilmar reports IRF profiles on an annual basis. These profiles represent data basis FY2021.

Last updated: 26 Apr 2022



NDPE Implementation Reporting Framework*
K.T.V Health Foods Pvt Ltd

Wilmar has made significant improvements, which include transparently reporting progress on the implementation of various supply chain initiatives and activities. However, we also recognize there is a need for a clearer and consistent way to measure and communicate NDPE progress. Hence, since 2019, Wilmar has actively participated in the NDPE Implementation Reporting Framework (IRF), which is led by Proforest.

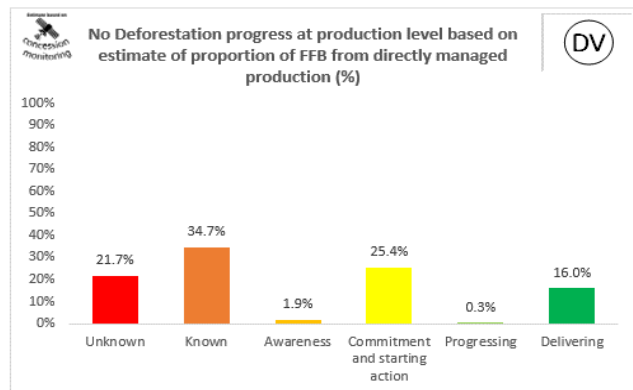
The IRF categorizes supplier mills into various pre-defined categories of progress, with a primary objective to evaluate the mills along the three respective pillars of Deforestation, Peat and Exploitation. The categorization process involves collection of data related to:

- i. Certification status
- ii. Monitoring and verification systems
- iii. Grievances
- iv. Sourcing information
- v. Progress on own estates and third-party supply

For more information on the NDPE Implementation Reporting Framework, please visit https://ndpeirf.files.wordpress.com/2020/05/ndpe-irf_summary.pdf

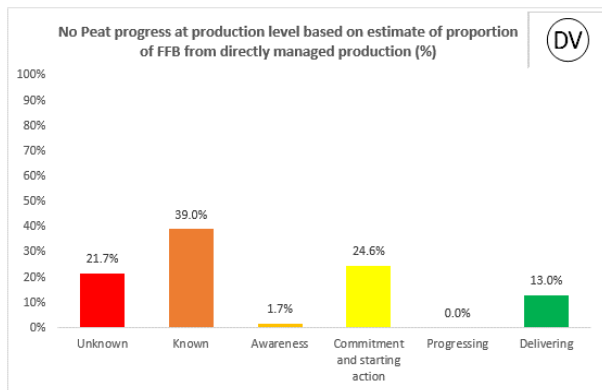
Deforestation progress at production level based on estimate of proportion of FFB from directly managed production

Palm



Progress at mill level (peat)

Palm



*Externally verified by Control Union

*Wilmar reports IRF profiles on an annual basis. These profiles represent data basis FY2021.