



Adani Wilmar Limited & K.T.V Health Foods Pvt Ltd, India

Traceability Summary - Supplies January 2022 - December 2022

Refinery Details					
Parent Name	Refinery Name	RSPO Status	Latitude	Longitude	Address
Adani Wilmar Ltd	Adani Wilmar Ltd, Haldia	Yes – SG/MB	22.0300°	88.0600°	JL No. 149, Debhog HPL, 721657 Haldia - West Bengal, India
			22.0636°	88.0894°	JL No. 149, Debhog HPL, Near Essar Petrol Pump, 721657 Haldia - West Bengal, India
Adani Wilmar Ltd	Adani Wilmar Ltd, Hazira	Yes – SG/MB	21.156227°	72.647553°	Survey No 77, 68, 79 & 81, Shivrapur Village, Suvali, Tanka: Chorasi, Hazira Surat - 394510, Gujarat State, India
Adani Wilmar Ltd	Adani Wilmar Ltd, Kakinada	Yes – SG/MB	16.93333°	82.21666°	Suryarao peta (via), 3 APSP Camp (SO), Thammavaram Post, Kakinada – 533005, Andhra Pradesh, India
Adani Wilmar Ltd	Adani Wilmar Ltd, Krishnapatnam	Yes – SG/MB	14.25744°	80.05436°	Survey No 292 & 317, Pantapalam Village, Muthukuru Mandal, Sri Pottisriramulu, Nellore 524 323, Andhra Pradesh, India
			14.25628°	80.07224°	Survey No 1601, Epuru 1B, Pantapalam Village, N.G. Palm Post, Muthukuru Mandal, Sri Pottisriramulu, Nellore 524323, Andhra Pradesh, India
Adani Wilmar Ltd	Adani Wilmar Ltd, Mangalore	Yes – SG/MB	12.95194°	74.8325°	Survey no 5,6,7&11, Baikampady Industrial Area, Mangalore - 575011, Karnataka - India
Adani Wilmar Ltd	Adani Wilmar Ltd, Mundra	Yes – SG/MB	22.82483°	69.69947°	Post Box No.2, Village: Dhrub, Taluka Mundra- 370421, District Kutch, Gujarat, India
Adani Wilmar Ltd	Adani Wilmar Ltd, Paradip	Yes – SG/MB	20.28553°	86.641126°	Paradeep, Odisha 754142, India
K.T.V Health Foods Pvt Ltd**	K.T.V Health Foods Pvt Ltd	No	13.43931°	80.03965°	B-69, SIPCOT, Gumudipoondi, Chennai - 601201, Tamil Nadu, India

Traceability to Mill

Traceable to Mill

Unknown*

Palm

92.4%

7.6%

Lauric

95.0%

5.0%

Traceability to Plantation

Traceable to Plantation

Unknown

Palm

66.9%

33.1%

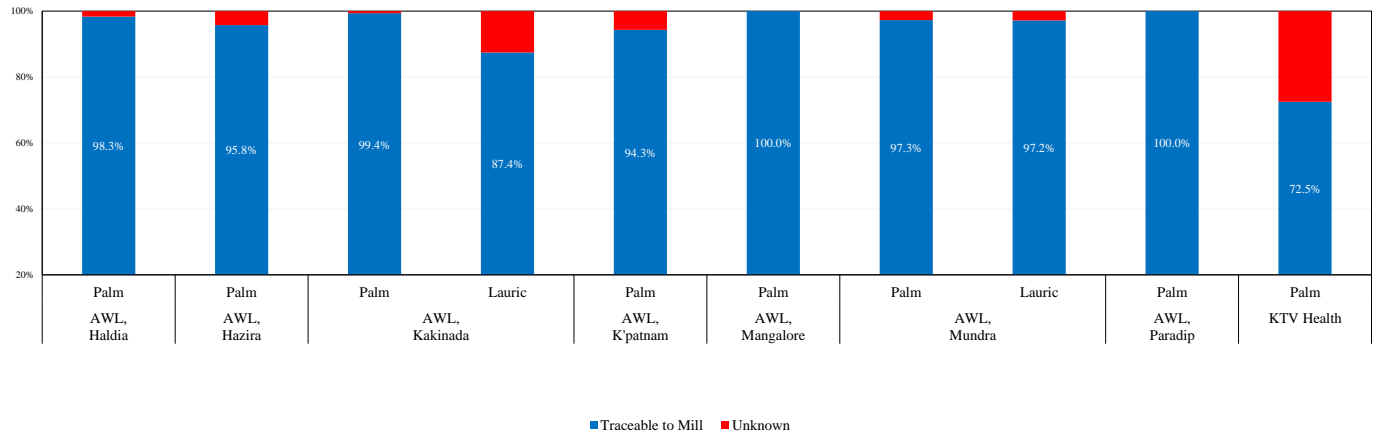
Lauric

66.8%

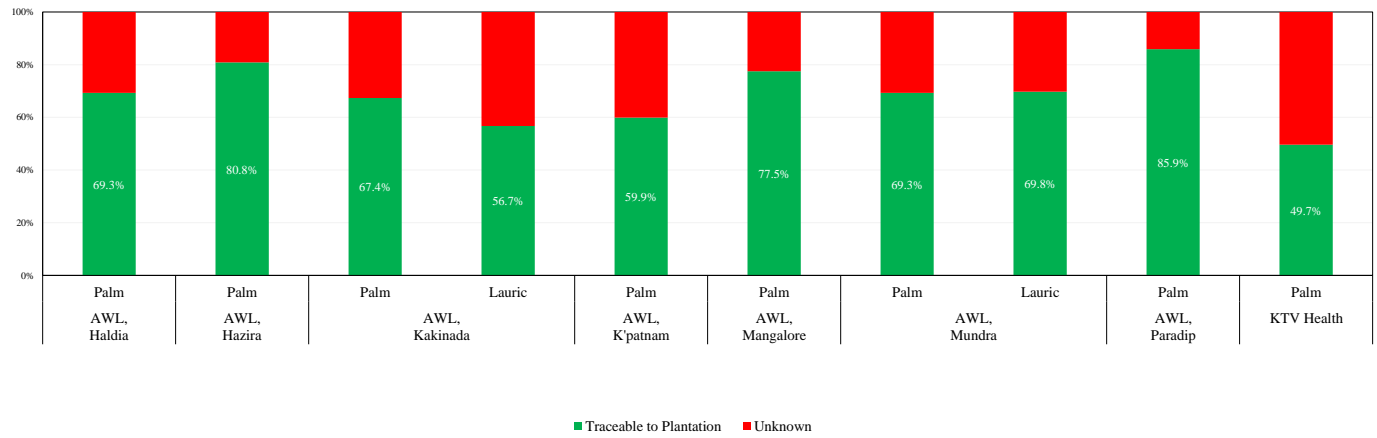
33.2%

*Unknown unlisted

Traceability to Mill



Traceability to Plantation



Direct supplying mills at destination

Parent company	Palm Oil Mill	UML ID	RSPO Status	Latitude	Longitude	Address	AWL, Mundra	AWL, Kakinada	AWL, K'patnam	AWL, Paradip	KTV Health**	TtP %
Godrej Ltd	Godrej Agrovat Ltd., Chintampalli	PO1000007490	No	17.207706°	80.940331°	Chintampalli Village, Chintalapudi (MD), West Godavari Dist, Andhra Pradesh, 534460	x	x	x	x		0.0
Godrej Ltd	Godrej Agrovat Ltd., Pothapalli	PO1000007670	No	17.003448°	81.263028°	Ch.Pothepalli, Dwaraka Tirumala(MD), West Godavari Dist, Andhra Pradesh, 534451	x	x	x	x		0.0
Navabharat Agro Products Ltd	Navabharat Ltd	PO1000008344	No	17.131924°	81.274595°	17-474, Uppalametta, Jangareddigudem, West Godavari, Andhra Pradesh - 534447	x	x				0.0
Oil Palm India Ltd	Oil Palm India Ltd	PO1000011157	No	8.95073°	76.99746°	Anchal- Kulathupuzha Road, Yeroor Estate, Bharatheepuram P.O., Kollam Dist.					x	0.0
Patanjali Foods Limited	Ruchi Soya Industries Ltd., Ampapuram	PO1000007624	No	16.598290°	80.900442°	NH – 5 , Ampapuram , Krishna District, Andhra Pradesh	x	x			x	0.0
Patanjali Foods Limited	Ruchi Soya Industries Ltd., Peddapuram	PO1000008342	No	17.058813°	82.135791°	ADB Road, Peddapuram, East Godavar Dist, Andhra Pradesh	x	x			x	0.0
3F Oil Industries	3F Oil Palm Agrotech Pvt Ltd	PO1000008590	No	17.003520°	81.469730°	Factory R.S.No.192, Yernagudem Villave , Devarapalli Mandal, West Godavari District, Andhra Pradesh - 534313	x	x	x	x	x	0.0

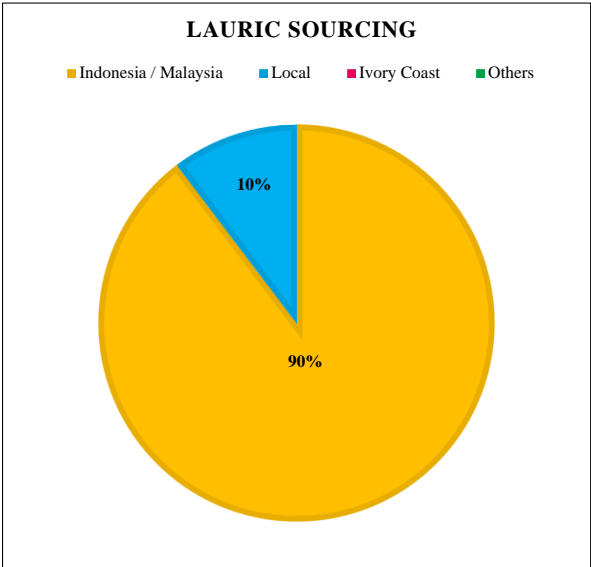
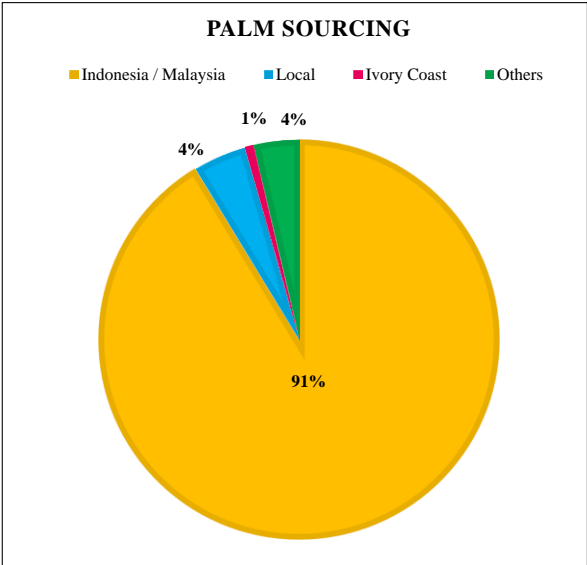
Supplying Wilmar refineries at source & destinations

Refinery	AWL, Haldia	AWL, Hazira	AWL, Kakinada	AWL, K'patnam	AWL, Mangalore	AWL, Mundra	AWL, Paradip	KTV Health**
BEO, Bintulu	x	x	x	x	x	x		x
KPOI, Kuching	x	x	x	x	x	x		x
LDEO, Lahad Datu	x		x	x			x	
MNA, Kuala Tanjung		x		x	x	x	x	x
NOC, Pasir Gudang						x		
PGEO, Lumut	x		x					
PGEO, Pasir Gudang						x		
SAP, Kumai	x							x
SAP, Palembang	x			x			x	x
SEO, Sandakan			x	x		x		
WEO, Butterworth							x	
WINA, Dumai								x
WINA, Padang	x	x	x		x	x	x	x
WINA, Pelintung	x	x		x	x	x		x
WKEO, Kuantan						x		
Adani Wilmar Ltd, Krishnapatnam								x
Sanie CIE, Ivory Coast						x		

Supplying third party refineries at source

Refinery	AWL, Haldia	AWL, Hazira	AWL, Kakinada	AWL, K'patnam	AWL, Mangalore	AWL, Mundra	AWL, Paradip	KTV Health**
AAA Oils & Fats Pte Ltd, Krabi				x	x			
AAA Oils & Fats Pte Ltd, Kuantan						x		
AAA Oils & Fats Pte Ltd, Kunak						x		
AAA Oils & Fats Pte Ltd, Lahad Datu								x
AAA Oils & Fats Pte Ltd, Pasir Gudang	x			x	x	x		
AASTAR Trading Pte Ltd, Kuantan		x				x		
Asia Oils Pte Ltd, Bintulu								x
Cargill International Trading Pte Ltd, Krabi	x							
Cargill International Trading Pte Ltd, Bintulu						x		
Cargill International Trading Pte Ltd, Kuantan		x				x		
Cargill International Trading Pte Ltd, Pasir Gudang								x
Just Oil and Grain Pte Ltd, Opl Suratthani				x				
Just Oil and Grain Pte Ltd, Padang				x				
Leo Edibles and Fats Limited, Tanjung Bakau								x
PT. Energi Unggul Perkasa					x			
PT. Incasi Raya, Padang	x							
PT. Kimia Tirta Utama								x
PT. Kutai Refinery Nusantara		x				x		
PT. Musim Mas, Batam				x				
PT. Nagamas Agro Mulia								x
PT. Padang Raya Cakrawala	x							
PT. Pelita Agung Agrindustri								x
PT. Permata Hijau Palm Oleo						x		
PT. Sari Dumai Oleo						x		
PT. Sari Dumai Sejati	x			x		x		x
PT. Selago Makmur Plantation	x		x					
PT. Sime Darby Oils Pulau Laut Refinery						x		
PT. Victorindo Alam Lestari	x							x
PT. Wira Inno Mas						x		
Secunderabad Oils Ltd, Tanjung Bakau								x
Sime Darby Plantation Berhad (Nuri Refinery)						x		
South India Krishna Oil & Fats								x
Univanich Palm Oil Public Co., Ltd., Krabi			x	x				x

The charts below represent total volumes of palm products sourced from various origins into India in January 2022 - December 2022



**W.E.F. 23.12.2021, KOG-KTV Food Products (India) Pvt Ltd., has been amalgamated with KTV Health Food Pvt Ltd



NDPE Implementation Reporting Framework*
Adani Wilmar Ltd, Haldia

Wilmar has made significant improvements, which include transparently reporting progress on the implementation of various supply chain initiatives and activities. However, we also recognize there is a need for a clearer and consistent way to measure and communicate NDPE progress. Hence, since 2019, Wilmar has actively participated in the NDPE Implementation Reporting Framework (IRF), which is led by Proforest.

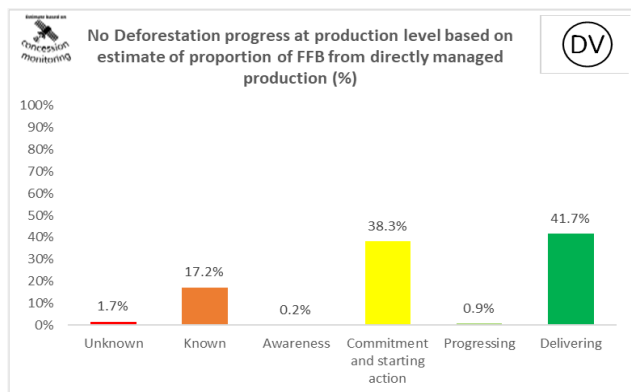
The IRF categorizes supplier mills into various pre-defined categories of progress, with a primary objective to evaluate the mills along the three respective pillars of Deforestation, Peat and Exploitation. The categorization process involves collection of data related to:

- Certification status
- Monitoring and verification systems
- Grievances
- Sourcing information
- Progress on own estates and third-party supply

For more information on the NDPE Implementation Reporting Framework, please visit https://ndpeirf.files.wordpress.com/2020/05/ndpe-irf_summary.pdf

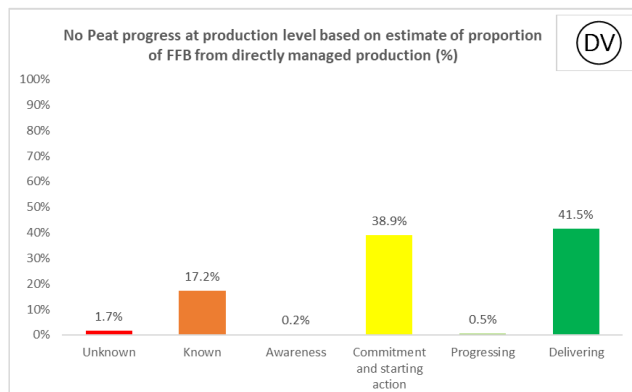
Deforestation progress at production level based on estimate of proportion of FFB from directly managed production

Palm



Progress at mill level (peat)

Palm



*Externally verified by Control Union. Unique verification code: **CU2022WLMR**

*Wilmar reports IRF profiles on an annual basis. These profiles represent data basis FY2022.

Last Updated: 28 Apr 2023



NDPE Implementation Reporting Framework*
Adani Wilmar Ltd, Hazira

Wilmar has made significant improvements, which include transparently reporting progress on the implementation of various supply chain initiatives and activities. However, we also recognize there is a need for a clearer and consistent way to measure and communicate NDPE progress. Hence, since 2019, Wilmar has actively participated in the NDPE Implementation Reporting Framework (IRF), which is led by Proforest.

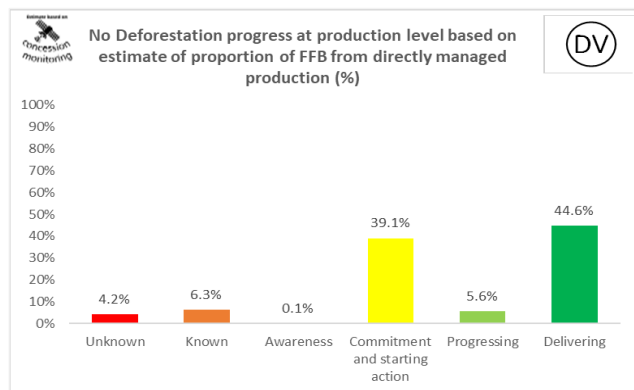
The IRF categorizes supplier mills into various pre-defined categories of progress, with a primary objective to evaluate the mills along the three respective pillars of Deforestation, Peat and Exploitation. The categorization process involves collection of data related to:

- i. Certification status
- ii. Monitoring and verification systems
- iii. Grievances
- iv. Sourcing information
- v. Progress on own estates and third-party supply

For more information on the NDPE Implementation Reporting Framework, please visit https://ndpeirf.files.wordpress.com/2020/05/ndpe-irf_summary.pdf

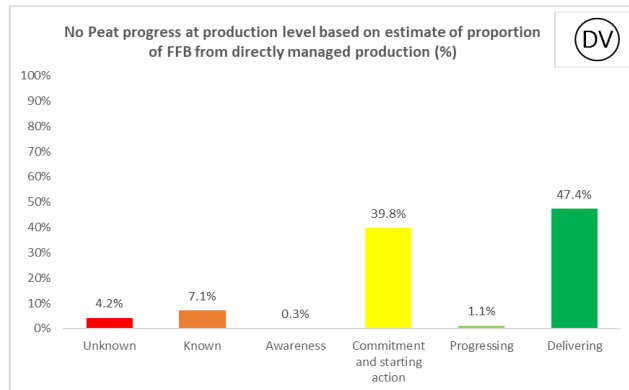
Deforestation progress at production level based on estimate of proportion of FFB from directly managed production

Palm



Progress at mill level (peat)

Palm



*Externally verified by Control Union. Unique verification code: **CU2022WLMR**

*Wilmar reports IRF profiles on an annual basis. These profiles represent data basis FY2022.



NDPE Implementation Reporting Framework*

Adani Wilmar Ltd, Kakinada

Wilmar has made significant improvements, which include transparently reporting progress on the implementation of various supply chain initiatives and activities. However, we also recognize there is a need for a clearer and consistent way to measure and communicate NDPE progress. Hence, since 2019, Wilmar has actively participated in the NDPE Implementation Reporting Framework (IRF), which is led by Proforest.

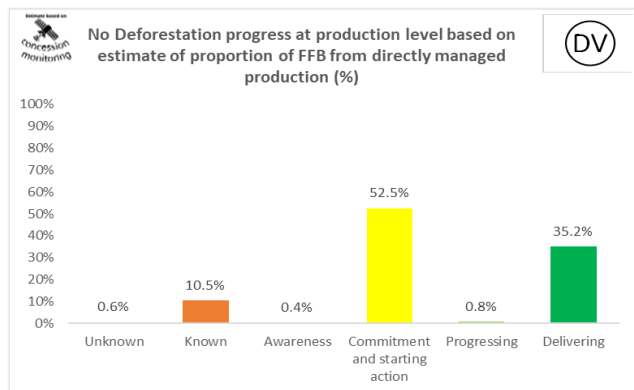
The IRF categorizes supplier mills into various pre-defined categories of progress, with a primary objective to evaluate the mills along the three respective pillars of Deforestation, Peat and Exploitation. The categorization process involves collection of data related to:

- i. Certification status
- ii. Monitoring and verification systems
- iii. Grievances
- iv. Sourcing information
- v. Progress on own estates and third-party supply

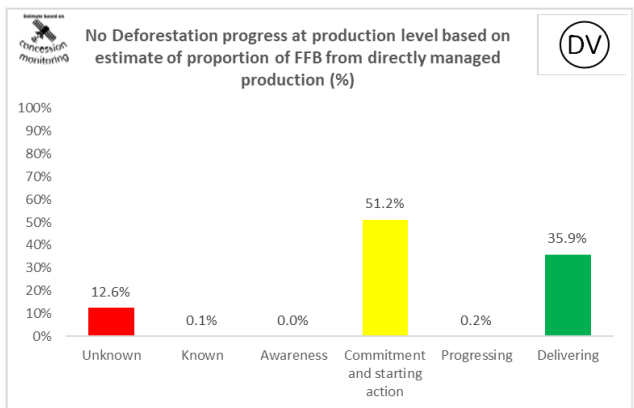
For more information on the NDPE Implementation Reporting Framework, please visit https://ndpeirf.files.wordpress.com/2020/05/ndpe-irf_summary.pdf

Deforestation progress at production level based on estimate of proportion of FFB from directly managed production

Palm

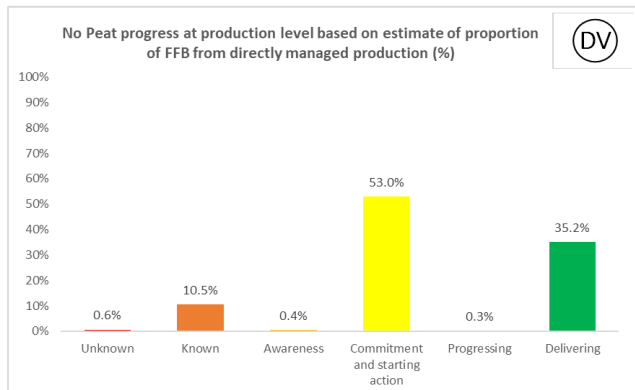


Lauric

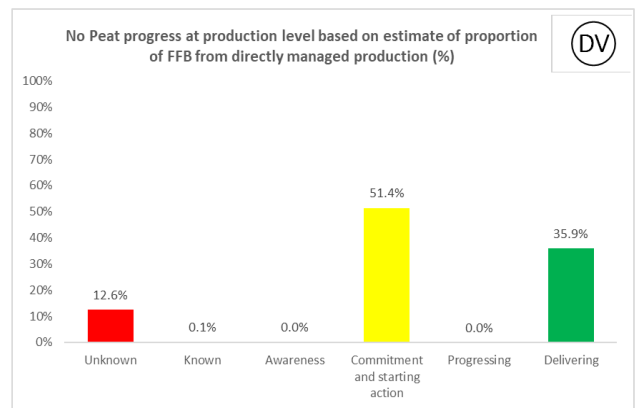


Progress at mill level (peat)

Palm



Lauric



*Externally verified by Control Union. Unique verification code: **CU2022WLMR**

*Wilmar reports IRF profiles on an annual basis. These profiles represent data basis FY2022.

Last Updated: 28 Apr 2023



NDPE Implementation Reporting Framework*
Adani Wilmar Ltd, Krishnapatnam

Wilmar has made significant improvements, which include transparently reporting progress on the implementation of various supply chain initiatives and activities. However, we also recognize there is a need for a clearer and consistent way to measure and communicate NDPE progress. Hence, since 2019, Wilmar has actively participated in the NDPE Implementation Reporting Framework (IRF), which is led by Proforest.

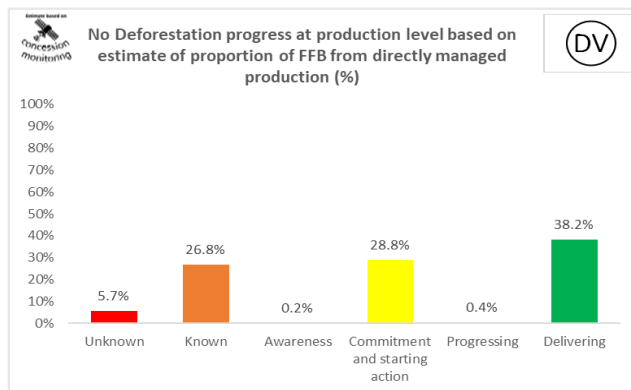
The IRF categorizes supplier mills into various pre-defined categories of progress, with a primary objective to evaluate the mills along the three respective pillars of Deforestation, Peat and Exploitation. The categorization process involves collection of data related to:

- i. Certification status
- ii. Monitoring and verification systems
- iii. Grievances
- iv. Sourcing information
- v. Progress on own estates and third-party supply

For more information on the NDPE Implementation Reporting Framework, please visit https://ndpeirf.files.wordpress.com/2020/05/ndpe-irf_summary.pdf

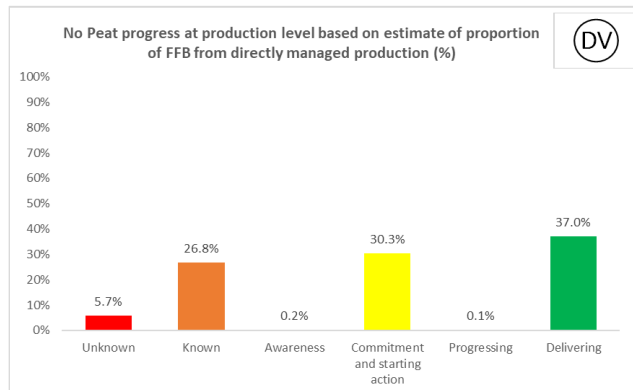
Deforestation progress at production level based on estimate of proportion of FFB from directly managed production

Palm



Progress at mill level (peat)

Palm



*Externally verified by Control Union. Unique verification code: **CU2022WLMR**

*Wilmar reports IRF profiles on an annual basis. These profiles represent data basis FY2022.



NDPE Implementation Reporting Framework*
Adani Wilmar Ltd, Mangalore

Wilmar has made significant improvements, which include transparently reporting progress on the implementation of various supply chain initiatives and activities. However, we also recognize there is a need for a clearer and consistent way to measure and communicate NDPE progress. Hence, since 2019, Wilmar has actively participated in the NDPE Implementation Reporting Framework (IRF), which is led by Proforest.

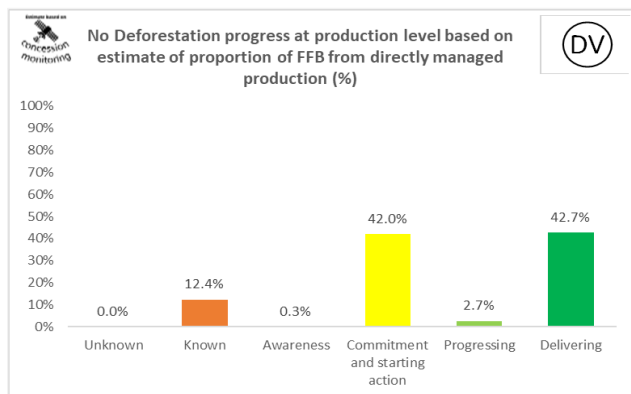
The IRF categorizes supplier mills into various pre-defined categories of progress, with a primary objective to evaluate the mills along the three respective pillars of Deforestation, Peat and Exploitation. The categorization process involves collection of data related to:

- i. Certification status
- ii. Monitoring and verification systems
- iii. Grievances
- iv. Sourcing information
- v. Progress on own estates and third-party supply

For more information on the NDPE Implementation Reporting Framework, please visit https://ndpeirf.files.wordpress.com/2020/05/ndpe-irf_summary.pdf

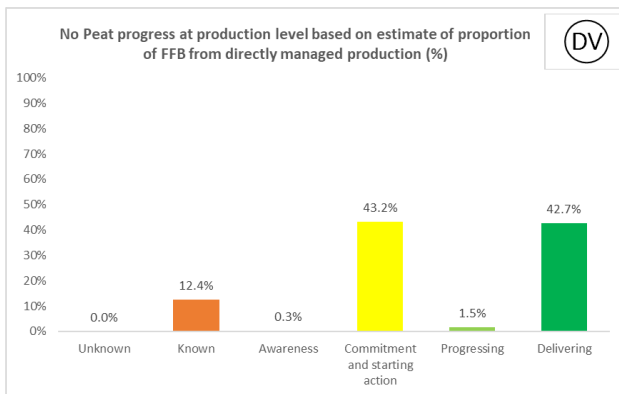
Deforestation progress at production level based on estimate of proportion of FFB from directly managed production

Palm



Progress at mill level (peat)

Palm



*Externally verified by Control Union. Unique verification code: **CU2022WLMR**

*Wilmar reports IRF profiles on an annual basis. These profiles represent data basis FY2022.

Last Updated: 28 Apr 2023



NDPE Implementation Reporting Framework*

Adani Wilmar Ltd, Mundra

Wilmar has made significant improvements, which include transparently reporting progress on the implementation of various supply chain initiatives and activities. However, we also recognize there is a need for a clearer and consistent way to measure and communicate NDPE progress. Hence, since 2019, Wilmar has actively participated in the NDPE Implementation Reporting Framework (IRF), which is led by Proforest.

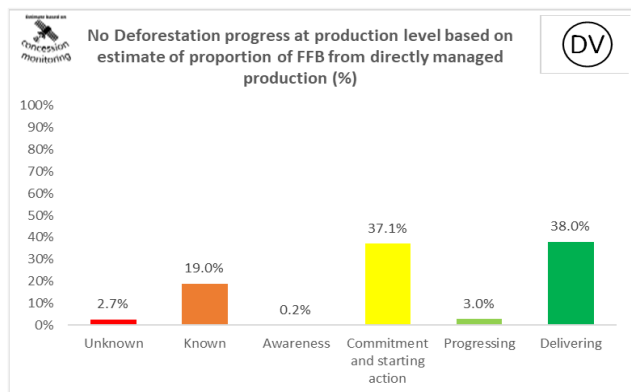
The IRF categorizes supplier mills into various pre-defined categories of progress, with a primary objective to evaluate the mills along the three respective pillars of Deforestation, Peat and Exploitation. The categorization process involves collection of data related to:

- i. Certification status
- ii. Monitoring and verification systems
- iii. Grievances
- iv. Sourcing information
- v. Progress on own estates and third-party supply

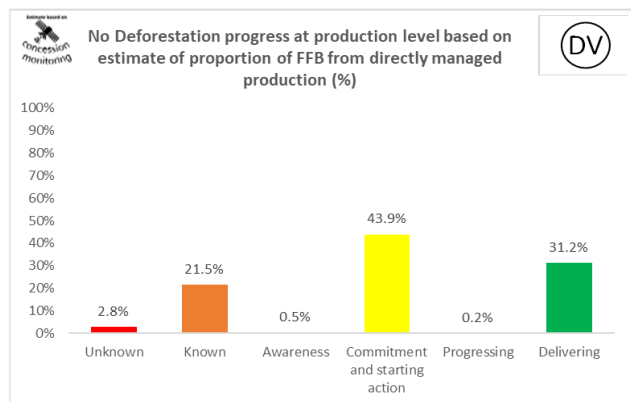
For more information on the NDPE Implementation Reporting Framework, please visit https://ndpeirf.files.wordpress.com/2020/05/ndpe-irf_summary.pdf

Deforestation progress at production level based on estimate of proportion of FFB from directly managed production

Palm

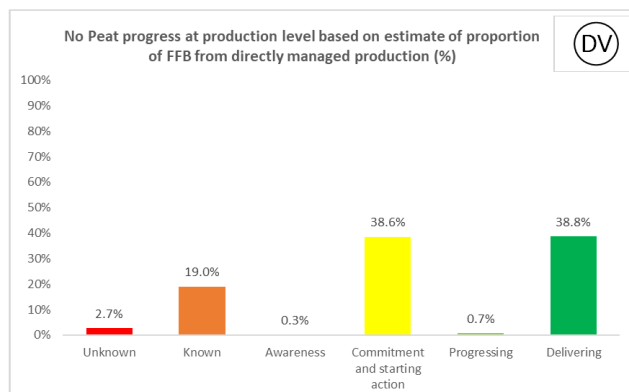


Lauric

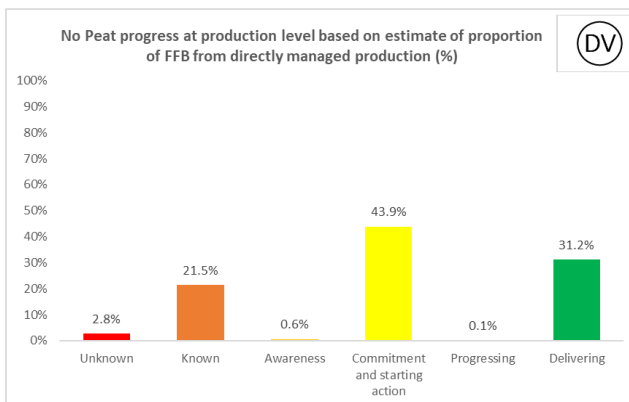


Progress at mill level (peat)

Palm



Lauric



*Externally verified by Control Union. Unique verification code: **CU2022WLMR**

*Wilmar reports IRF profiles on an annual basis. These profiles represent data basis FY2022.

Last Updated: 28 Apr 2023



NDPE Implementation Reporting Framework*

Adani Wilmar Ltd, Paradip

Wilmar has made significant improvements, which include transparently reporting progress on the implementation of various supply chain initiatives and activities. However, we also recognize there is a need for a clearer and consistent way to measure and communicate NDPE progress. Hence, since 2019, Wilmar has actively participated in the NDPE Implementation Reporting Framework (IRF), which is led by Proforest.

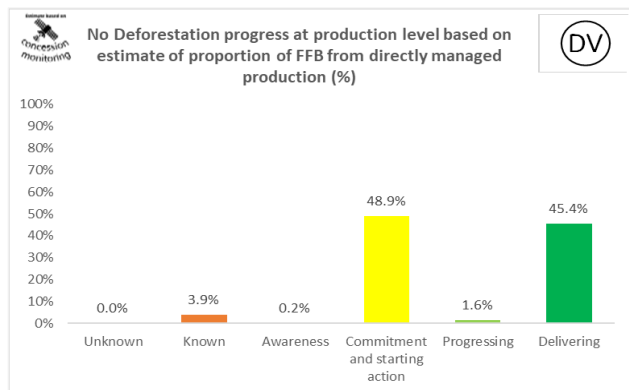
The IRF categorizes supplier mills into various pre-defined categories of progress, with a primary objective to evaluate the mills along the three respective pillars of Deforestation, Peat and Exploitation. The categorization process involves collection of data related to:

- Certification status
- Monitoring and verification systems
- Grievances
- Sourcing information
- Progress on own estates and third-party supply

For more information on the NDPE Implementation Reporting Framework, please visit https://ndpeirf.files.wordpress.com/2020/05/ndpe-irf_summary.pdf

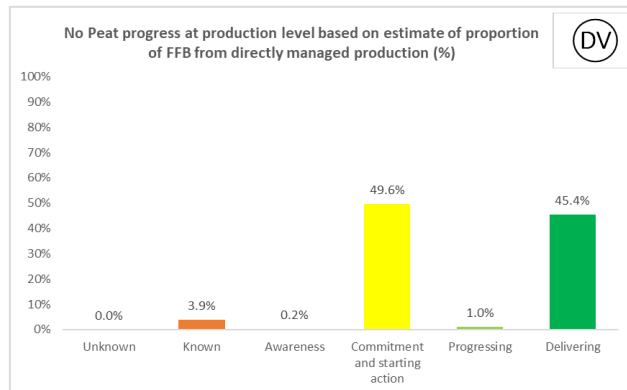
Deforestation progress at production level based on estimate of proportion of FFB from directly managed production

Palm



Progress at mill level (peat)

Palm



*Externally verified by Control Union. Unique verification code: **CU2022WLMR**

*Wilmar reports IRF profiles on an annual basis. These profiles represent data basis FY2022.

Last Updated: 28 Apr 2023



NDPE Implementation Reporting Framework*
K.T.V Health Foods Pvt Ltd

Wilmar has made significant improvements, which include transparently reporting progress on the implementation of various supply chain initiatives and activities. However, we also recognize there is a need for a clearer and consistent way to measure and communicate NDPE progress. Hence, since 2019, Wilmar has actively participated in the NDPE Implementation Reporting Framework (IRF), which is led by Proforest.

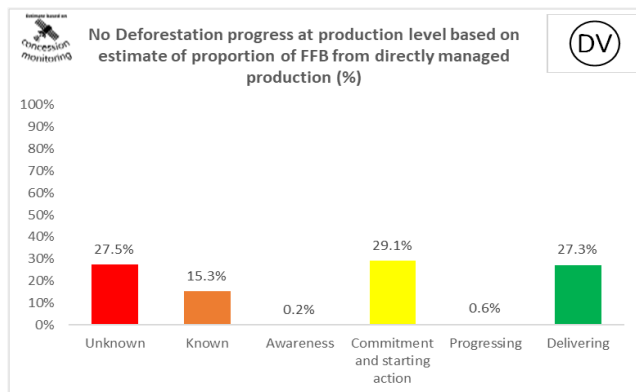
The IRF categorizes supplier mills into various pre-defined categories of progress, with a primary objective to evaluate the mills along the three respective pillars of Deforestation, Peat and Exploitation. The categorization process involves collection of data related to:

- i. Certification status
- ii. Monitoring and verification systems
- iii. Grievances
- iv. Sourcing information
- v. Progress on own estates and third-party supply

For more information on the NDPE Implementation Reporting Framework, please visit https://ndpeirf.files.wordpress.com/2020/05/ndpe-irf_summary.pdf

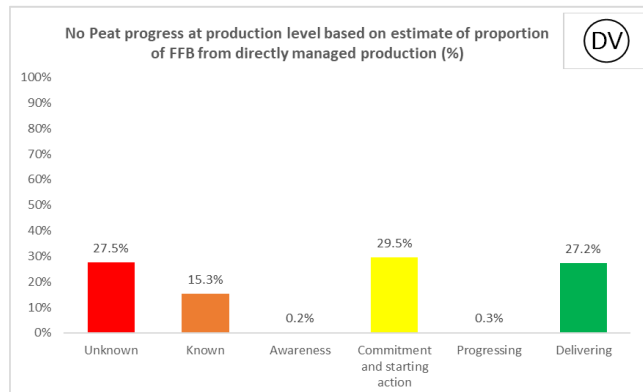
Deforestation progress at production level based on estimate of proportion of FFB from directly managed production

Palm



Progress at mill level (peat)

Palm



*Externally verified by Control Union. Unique verification code: **CU2022WLMR**

*Wilmar reports IRF profiles on an annual basis. These profiles represent data basis FY2022.

Last Updated: 28 Apr 2023