



Wilmar Oils & Fats (Stockton) LLC, United States of America

Traceability Summary - Supplies January 2022 - December 2022

Refinery Details					
Parent Name	Refinery Name	RSPO Status	Latitude	Longitude	Address
Wilmar International Ltd	Wilmar Oils & Fats (Stockton) LLC	Yes - MB	37.950300°	-121.320400°	2008 Port Road B Stockton, CA 95203, United States of America

Traceability to Mill

Traceable to Mill
Unknown*

Palm

100.0%
0.0%

Lauric

100.0%
0.0%

Traceability to Plantation

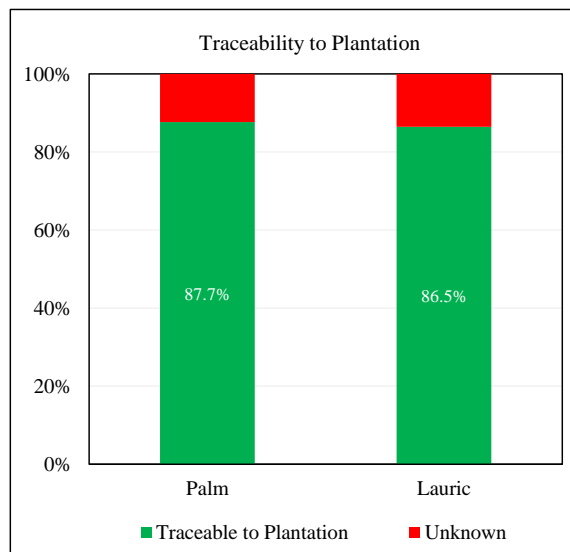
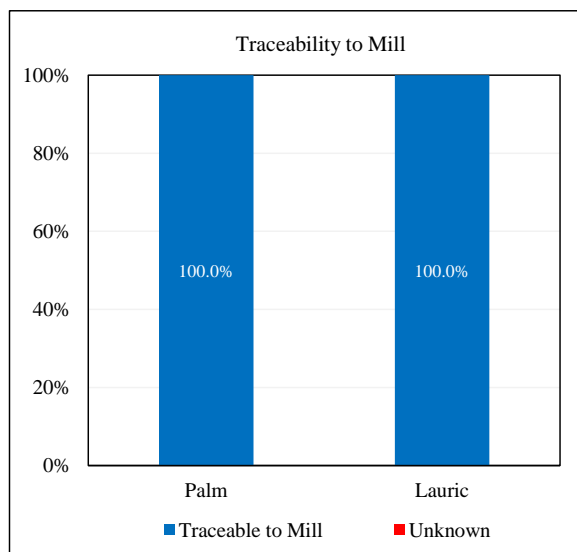
Traceable to Plantation
Unknown

Palm

87.7%
12.3%

Lauric

86.5%
13.5%



*Unknown unlisted

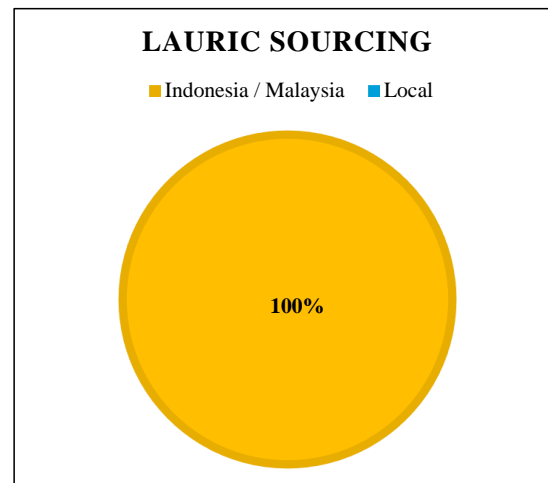
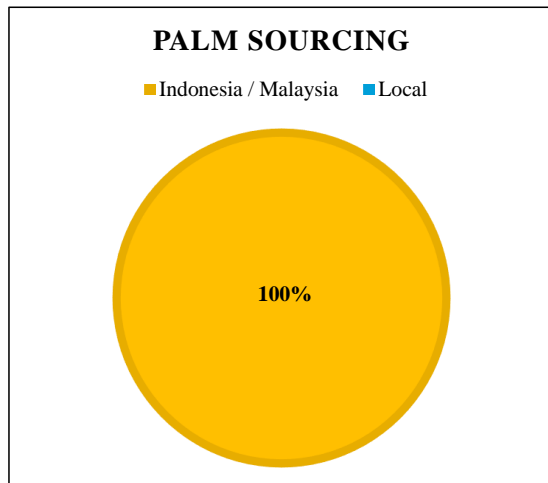
Supplying Wilmar refineries at source

	WOFS
WINA, Padang	x
WINA, Pelintung	x

Supplying third party refineries at source

	WOFS
PT. Pelita Agung Agrindustri	x

The charts below represent total volume of palm products sourced from various origins into United States of America in January 2022 - December 2022



Last Updated: 28 Apr 2023



NDPE Implementation Reporting Framework*
Wilmar Oils & Fats (Stockton) LLC, United States of America

Wilmar has made significant improvements, which include transparently reporting progress on the implementation of various supply chain initiatives and activities. However, we also recognize there is a need for a clearer and consistent way to measure and communicate NDPE progress. Hence, since 2019, Wilmar has actively participated in the NDPE Implementation Reporting Framework (IRF), which is led by Proforest.

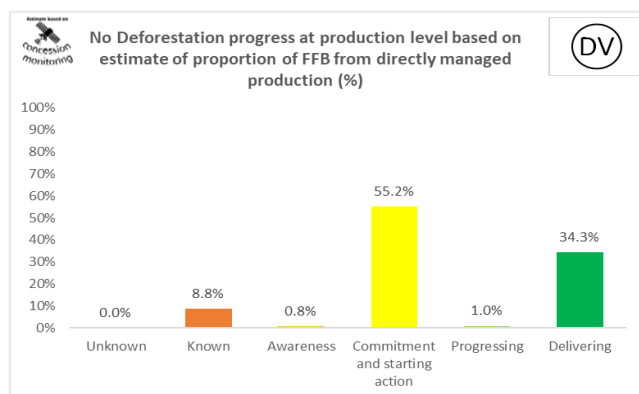
The IRF categorizes supplier mills into various pre-defined categories of progress, with a primary objective to evaluate the mills along the three respective pillars of Deforestation, Peat and Exploitation. The categorization process involves collection of data related to:

- i. Certification status
- ii. Monitoring and verification systems
- iii. Grievances
- iv. Sourcing information
- v. Progress on own estates and third-party supply

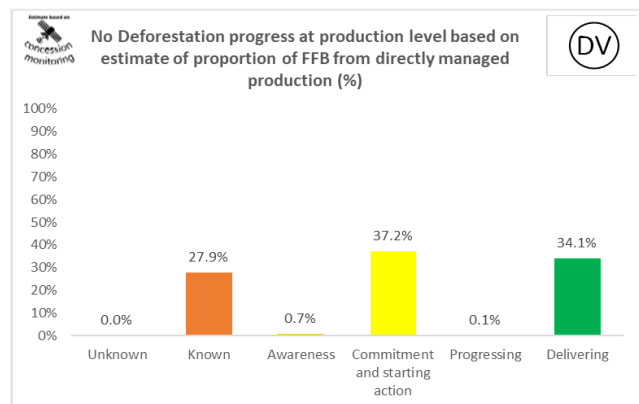
For more information on the NDPE Implementation Reporting Framework, please visit https://ndpeirf.files.wordpress.com/2020/05/ndpe-irf_summary.pdf

Deforestation progress at production level based on estimate of proportion of FFB from directly managed production

Palm

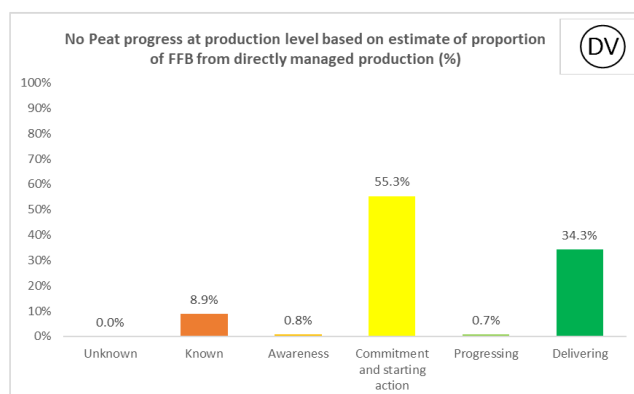


Lauric

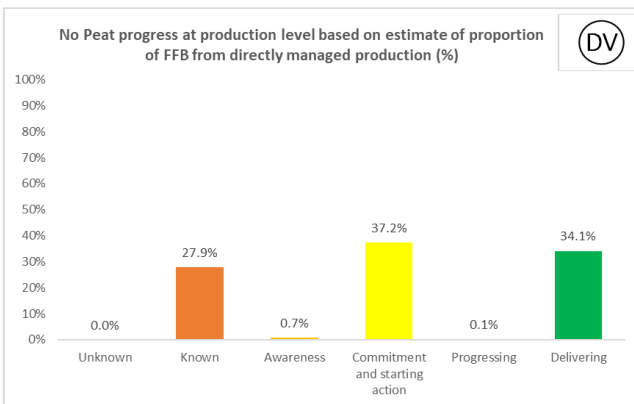


Progress at mill level (peat)

Palm



Lauric



*Externally verified by Control Union. Unique verification code: **CU2022WLMR**

*Wilmar reports IRF profiles on an annual basis. These profiles represent data basis FY2022.

Last Updated: 28 Apr 2023