



Calofic Corporation, Vietnam

Traceability Summary - Supplies January 2022 - December 2022

Refinery Details					
Parent Name	Refinery Name	RSPO Status	Latitude	Longitude	Address
Wilmar International Ltd	Calofic Corporation – Quang Ninh	Yes - MB	20.971983°	107.053700°	Cai Lan Industrial Zone, Ha Long city, Quang Ninh province, Vietnam
Wilmar International Ltd	Calofic Corporation – Hiep Phuoc	Yes - MB	10.634170°	106.764300°	Lot C21, Hiep Phuoc Industrial Zone, Nha Be district, Ho Chi Minh City, Vietnam

Traceability to Mill

Traceable to Mill

Unknown*

Palm

100.0%

0.0%

Lauric

100.0%

0.0%

Traceability to Plantation

Traceable to Plantation

Unknown

Palm

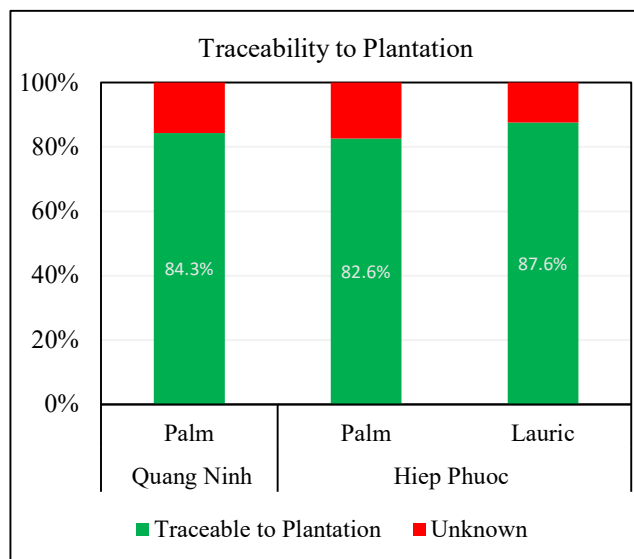
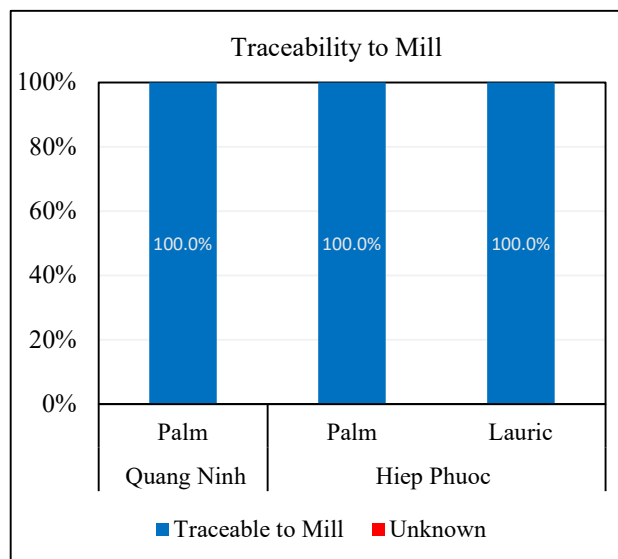
83.2%

16.8%

Lauric

87.6%

12.4%

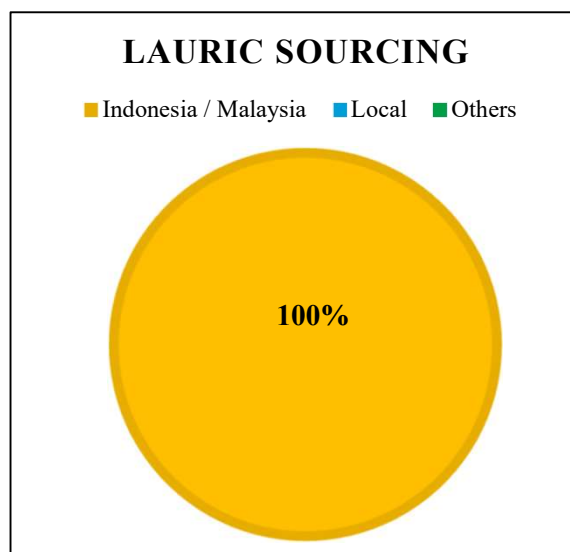
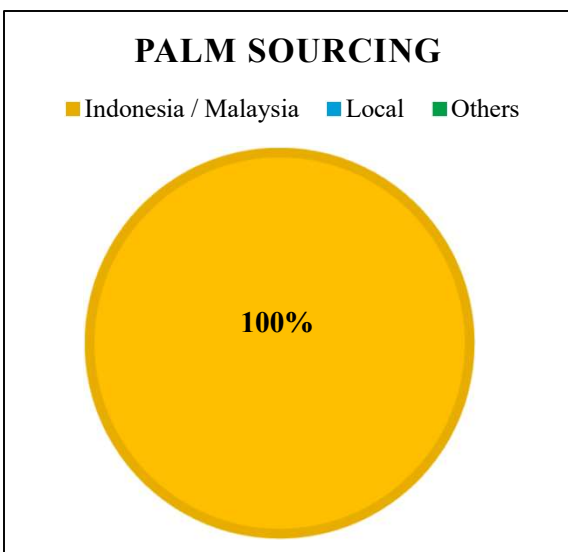


*Unknown unlisted

Supplying Wilmar refineries at source

	Quang Ninh	Hiep Phuoc
BEO, Bintulu	x	x
KPOI, Kuching	x	x
MNA, Kuala Tanjung		x
SAP, Kumai		x
SAP, Palembang	x	x
SEO, Sandakan		x
WINA, Pelintung	x	x
WKEO, Kuantan	x	x

The charts below represent total volumes of palm products sourced from various origins into Vietnam in January 2022 - December 2022



Last Updated: 28 Apr 2023



NDPE Implementation Reporting Framework*
Calofic Corporation – Quang Ninh

Wilmar has made significant improvements, which include transparently reporting progress on the implementation of various supply chain initiatives and activities. However, we also recognize there is a need for a clearer and consistent way to measure and communicate NDPE progress. Hence, since 2019, Wilmar has actively participated in the NDPE Implementation Reporting Framework (IRF), which is led by Proforest.

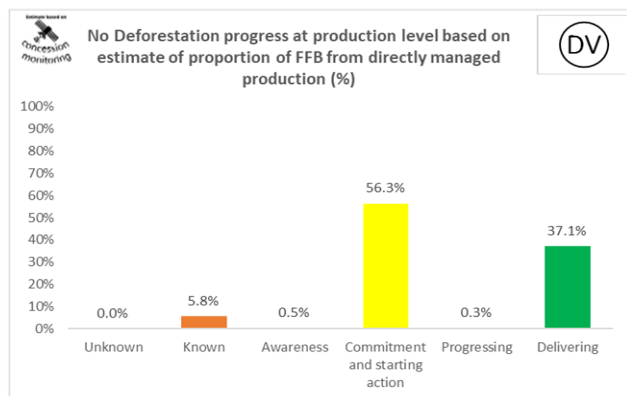
The IRF categorizes supplier mills into various pre-defined categories of progress, with a primary objective to evaluate the mills along the three respective pillars of Deforestation, Peat and Exploitation. The categorization process involves collection of data related to:

- i. Certification status
- ii. Monitoring and verification systems
- iii. Grievances
- iv. Sourcing information
- v. Progress on own estates and third-party supply

For more information on the NDPE Implementation Reporting Framework, please visit https://ndpeirf.files.wordpress.com/2020/05/ndpe-irf_summary.pdf

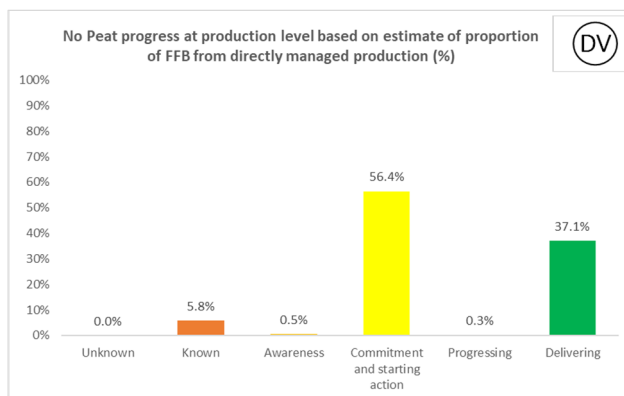
Deforestation progress at production level based on estimate of proportion of FFB from directly managed production

Palm



Progress at mill level (peat)

Palm



*Externally verified by Control Union. Unique verification code: **CU2022WLMR**

*Wilmar reports IRF profiles on an annual basis. These profiles represent data basis FY2022.



NDPE Implementation Reporting Framework*

Calofic Corporation – Hiep Phuoc

Wilmar has made significant improvements, which include transparently reporting progress on the implementation of various supply chain initiatives and activities. However, we also recognize there is a need for a clearer and consistent way to measure and communicate NDPE progress. Hence, since 2019, Wilmar has actively participated in the NDPE Implementation Reporting Framework (IRF), which is led by Proforest.

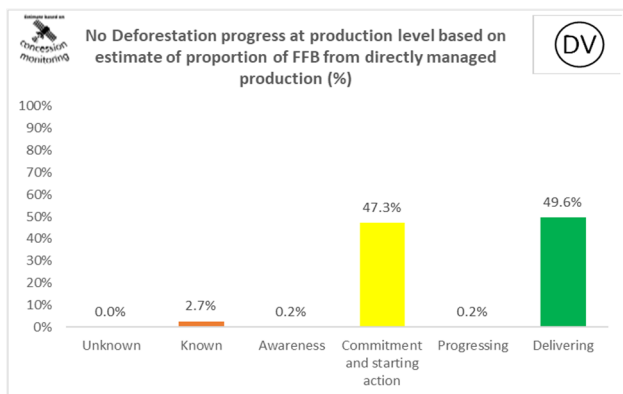
The IRF categorizes supplier mills into various pre-defined categories of progress, with a primary objective to evaluate the mills along the three respective pillars of Deforestation, Peat and Exploitation. The categorization process involves collection of data related to:

- i. Certification status
- ii. Monitoring and verification systems
- iii. Grievances
- iv. Sourcing information
- v. Progress on own estates and third-party supply

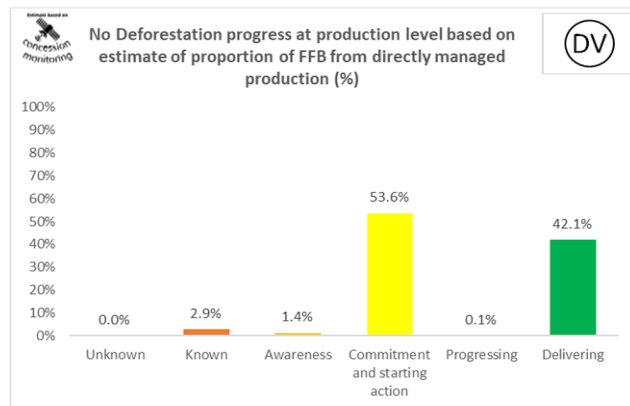
For more information on the NDPE Implementation Reporting Framework, please visit https://ndpeirf.files.wordpress.com/2020/05/ndpe-irf_summary.pdf

Deforestation progress at production level based on estimate of proportion of FFB from directly managed production

Palm

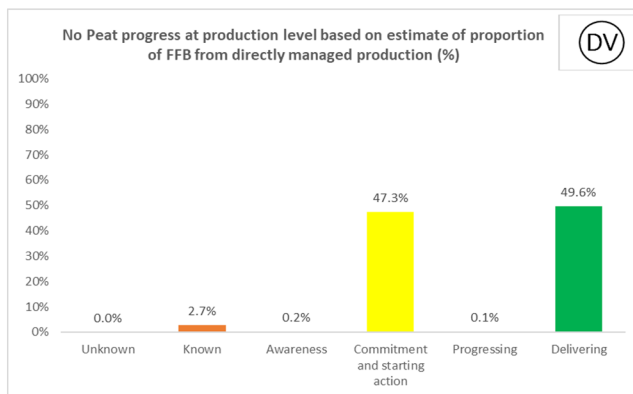


Lauric

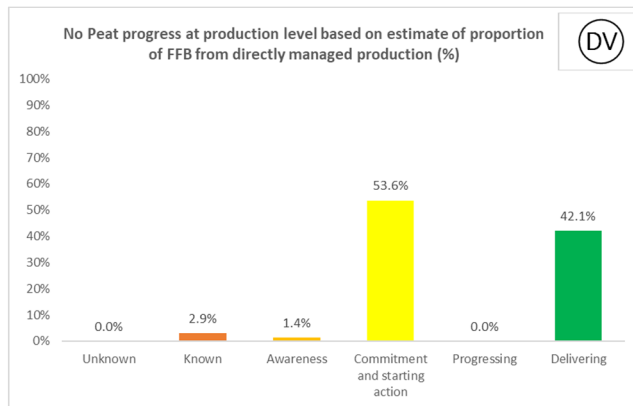


Progress at mill level (peat)

Palm



Lauric



*Externally verified by Control Union. Unique verification code: **CU2022WLMR**

*Wilmar reports IRF profiles on an annual basis. These profiles represent data basis FY2022.

Last Updated: 28 Apr 2023